

ACTIVITY KEY

8:30 and 11:00 am hours:  
Green Check Marks

9:40 am hour:  
Red Check Marks







## ROMANS

**BIBLE PASSAGE** ROMANS 3:23, 5:8, 6:23

**Summary:** Paul, a follower of Jesus, wrote the book of Romans to help the church at Rome understand the Gospel message. Paul shared with the believers about God's amazing grace—how He loved us so much that He made a way for us to be saved and receive the gift of eternal life. God sent Jesus to die for us and pay the price of our sins. Whoever trusts in Jesus receives God's grace and a restored relationship with Him both now and forever.

**Today's Brite Idea is: God is greater than our sins.**



### MONTHLY *Memory Verse*

*His kingdom  
rules over all.*

**(PSALM 103:19)**



### **BIG QUESTION**

Who is always in control?  
God is!



## LEADER TRAINING: THE KEY TO REPETITION

Repetition is an essential tool in teaching preschool kids. Everything we do creates a connection inside of our brains. The older we are, the more established these connections are. Young kids, however, are just beginning to create these connections within their brains. As they learn new skills or learn new information, repetition helps make those connections last. Repetition is a part of our brite\* Preschool lessons by repeating the Big Question throughout the lesson and allowing kids to answer, you are helping them remember the concept. To some degree, it will be a rote memory, but by reinforcing the ideas with the various activities, you will begin to create connections inside of kids' brains that will help the truth about God stick. By using our Bonus Script as kids play, you will reinforce the true story from the Bible. Repetition makes use of the unique way God created brains to develop.

## NAVIGATING A BROKEN WORLD: IS THERE MORE THAN ONE WAY TO GO TO HEAVEN?

Almost half of American adults believe you can work your way to heaven.\* Some preschoolers may hear different things from their family or friends about how to go to heaven. Our culture often exposes kids to a work-based approach to get to heaven. As kids have questions, point them to scripture such as John 3:16, John 6:40, John 10:9 and Romans 6:23. Remind kids of the truth of God's Word. In today's lesson, kids will learn about how much God loves them. He sent Jesus to save everyone. Everyone can choose to believe in Jesus! Encourage preschoolers to share the good news with everyone, even those who believe differently.

\*For more resources on this topic, check out:

<https://pin.it/13gDw8LWm>

### PRESCHOOL GLOSSARY:

**Apostle:** a special person chosen by God to tell everyone about Jesus

**Forgiveness:** the free gift of salvation when one chooses to believe in Jesus

**Gospel:** the good news of Jesus' life, death, and resurrection

**Sin:** anything we think, say, or do that disobeys God



## WELCOME:

**Say:** Welcome everyone! I'm so excited to share with you today's Bible story! My name is \_\_\_\_\_. Last week we learned about how God showed Peter that the gospel is for everyone! Show teaching illustration: *Peter and Cornelius (Image 06)*.

**Say:** Today, we will learn a true story from the Bible about Paul who helped the church of Rome understand more about the good news.

## SUPPLIES:

Bible, teaching pictures

## PREP:

None

## LEADER TIP:

Do you need help explaining the Gospel to preschoolers? Reference our, "Teaching Kids About the Gospel" resource on our monthly leader page to equip yourself with how to share the good news.

**Say:** Let's take a look at this month's Big Question. Can you help me do a drumroll? Ready? 1, 2, 3 drumroll!

## ? BIG QUESTION

Show the Big Question Teaching Image.

**Say:** Who is always in control? We will find out who and more about it in today's Bible story!



Hold up a Bible.

**Say:** Who can tell me the name of this book? Allow kids to respond.

**Say:** Yes! This book is called the Bible. The Bible is the most important book of all. The Bible is full of true stories about how God takes care of His people and loves them. Today we are learning a story from the New Testament in the book of Romans. The New Testament is filled with lots of stories about Jesus' birth, life and what happens afterward.

# ROMANS

**ROMANS 3:23; 5:8; 6:23**

**Say:** Paul was one of the apostles, which means he was chosen to teach the good news about Jesus to everyone.

*Show teaching illustration: Paul Preaching (Image 07).*

**Say:** Paul helped start many churches and wrote letters to the churches to help them. The book of Romans is the letter that Paul wrote to the church of Rome.

**Say:** Now this church was filled with many different kinds of people. *Point to the person next to you.* Everyone was so different and they did not agree on things. Paul wanted to help them understand the **Gospel** better. The **Gospel** is the good news of how Jesus died on the cross and rose again so we can live with Him forever.

**Say:** Paul told the church that everyone can live forever with God if they believe in Jesus! Let's spell out Jesus together! J-E-S-U-S!

**Say:** Everyone has **sinned** and messed up. **Sin** is anything we think, say or do that disobeys God. Let's spell that together. **S-I-N**. **Sin** separates us from God, but God doesn't want us to be apart from Him.

**Say:** God showed us His mighty love by loving us when we were still **sinners**. Jesus died for us even though we do wrong things. *Spell out L-O-V-E.* There is nothing we have to do to earn God's love. He gives it freely.

**Say:** Because of what Jesus did, we can have the free gift of **forgiveness** and live with God forever. Free, **forgiveness** and forever all start with the letter, "F." We can be **f-f-forgiven** of our **sins** and spend f-f-forever with Jesus when we accept the f-f-free gift of God's grace when we choose to trust and believe in Him!

----->  
(CONTINUED)



**Say:** Jesus beat death and rose from the dead so He can be our Rescuer. God loves us so much and wants everyone to trust in Him. Paul wanted the church of Rome and everyone else to know that they could choose to believe in Jesus and be saved.

*Show teaching illustration: Letter to Rome (Image 08)*

## POINT TO JESUS:

**Say:** God loves you so very much! You are so special to God that He wants to be with you forever! God sent His Son Jesus to take our place and defeat death. When we choose to trust and believe in Jesus as our Savior, we can live with God forever.

**Say:** Let's close in prayer as we wrap up our Bible story time together. Reach your hands up really high.

*Reach hands up high.*

**Say:** Now clap them together like this.

*Clap hands together.*

**Say:** Let's pray.

**Pray:** Dear God, thank You for sending Jesus to save us. Help us to trust in You and share this good news with others. Amen.



## WRAP-UP:



## BIG QUESTION

**Say:** Now it's time to answer our Big Question. Can you all help me do a drumroll?  
Ready? 1, 2, 3 drumroll!

*Show the Big Question Teaching Image.*

**Say:** Who is always in control? God is!

**Say:** That's right! The Bible teaches us that God is in control of all things.



### Memory Verse Motions:

- His (*point up*)
- kingdom (*put hands on the side of the forehead, like a crown*)
- rules over all. (*slowly lower your hands from the forehead down to your hips*)
- Psalm 103:19 (*open hands like a book*)



### MONTHLY

### *Memory Verse*

*His kingdom rules  
over all.*

**(PSALM 103:19)**



## REVIEW:

**Say:** It's been so great being with you today, friends! Before we end our teaching time, let's review what we have learned. Let's all point up really high and say, "Jesus is our Savior."

*Have the kids point up and say, "Jesus is our Savior."*

**Say:** Now let's reach our hands out to the side and say, "Jesus came to save everyone."

*Have the kids reach out and say, "Jesus came to save everyone."*

**Say:** Now let's point to ourselves and say, "Jesus came to save me."

*Have the kids point to themselves and say, "Jesus came to save me."*



Jesus is our Savior.



Jesus came to save everyone.



Jesus came to save me.



# LETTER DELIVERY RELAY

## SUPPLIES:

Sealed envelopes (1 per kid), mailbox

## PREP:

None



## LEADER TIP:

If you don't have a mailbox, use a regular cardboard box and decorate it.

## ACTIVITY INTRO:

The Bible teaches us true stories about God. Today we learned that Paul wrote a letter to one of the churches in Rome. Paul told everybody at that church the good news about Jesus!

## INSTRUCTIONS:

1. **Say:** Let's pretend to deliver a letter full of good news!! Let's get in a straight line, and I will hand you a sealed letter. We're pretending that inside this envelope is a special letter... filled with good news all about Jesus!
2. *If your group is large, consider making two lines of kids instead of one.*
3. *Hand out sealed envelopes and have kids take turns running to the opposite end of your space to put their envelopes in the mailbox.*
4. **Discuss:** How amazing it must have been to get this letter of good news from Paul.
5. **Ask:** Have you ever gotten a letter in the mail? What was it? Was it a good news letter?



## ACTIVITY WRAP-UP:

Paul wrote a letter of good news to the people of Rome. Inside of this letter was amazing news—Jesus is greater than everything!



# "J" IS FOR "JESUS"

## SUPPLIES:

Printable page, colorful pom poms, glue  
(1 per kid)

## PREP:

Print the printable page (1 per kid). Set out pom poms for kids to create their crafts with.



## INSTRUCTIONS:

1. *Pass out the printable pages, and lead the kids to paste their pom poms onto their "J's."*  
*Discuss with them while they work how "Jesus" starts with the letter "J."*
2. **Say:** When we see a "J," we can think of the good news of Jesus!
3. **Say:** Jesus loves us even when we sin and make bad choices. Jesus promises to forgive us when we ask Him. There's nothing that we can do to make Him stop loving us.
4. *Write the kid's name on their paper and set it aside for parent pick up.*

## DISCUSSION QUESTIONS (TO BE USED AS KIDS ARE WORKING):

- Who is the good news of Jesus for?
- How did Jesus make a way for us to be with God forever?
- How can we live forever with Jesus?
- Why is Jesus being in control of everything good news?



## PRAY TOGETHER:

Dear Jesus, You are in control of everything. You are so big and strong, but You are also so good. Thank You for forgiving us when we make bad choices. Help us to trust You more every day. Amen.



# GOD IS GREATER

## SUPPLIES:

None

## PREP:

None

## INSTRUCTIONS:



1. **Say:** Paul's letter to the church in Rome was filled with many things to know. One thing we learned is about how God is greater. God sent Jesus to rescue us from our sins. Sin is anything we think, say, or do that disobeys God.
2. **Say:** Let's work together to name all of the things God is greater of. We will see how many we can name together!
3. *Lead kids in naming different things God is greater than. Keep track and see how many things your group can come up with.*
4. *Lead the kids to clap and celebrate how God is greater than anything!*

## DISCUSSION QUESTIONS:

- Who is the good news of Jesus for?
- How did Jesus make a way for us to be with God forever?
- How can we live forever with Jesus?
- Why is Jesus being in control of everything good news?



## PRAY TOGETHER:

Dear Jesus, You are in control of everything. You are so big and strong, but You are also so good. Help me to trust You more every day. Amen.

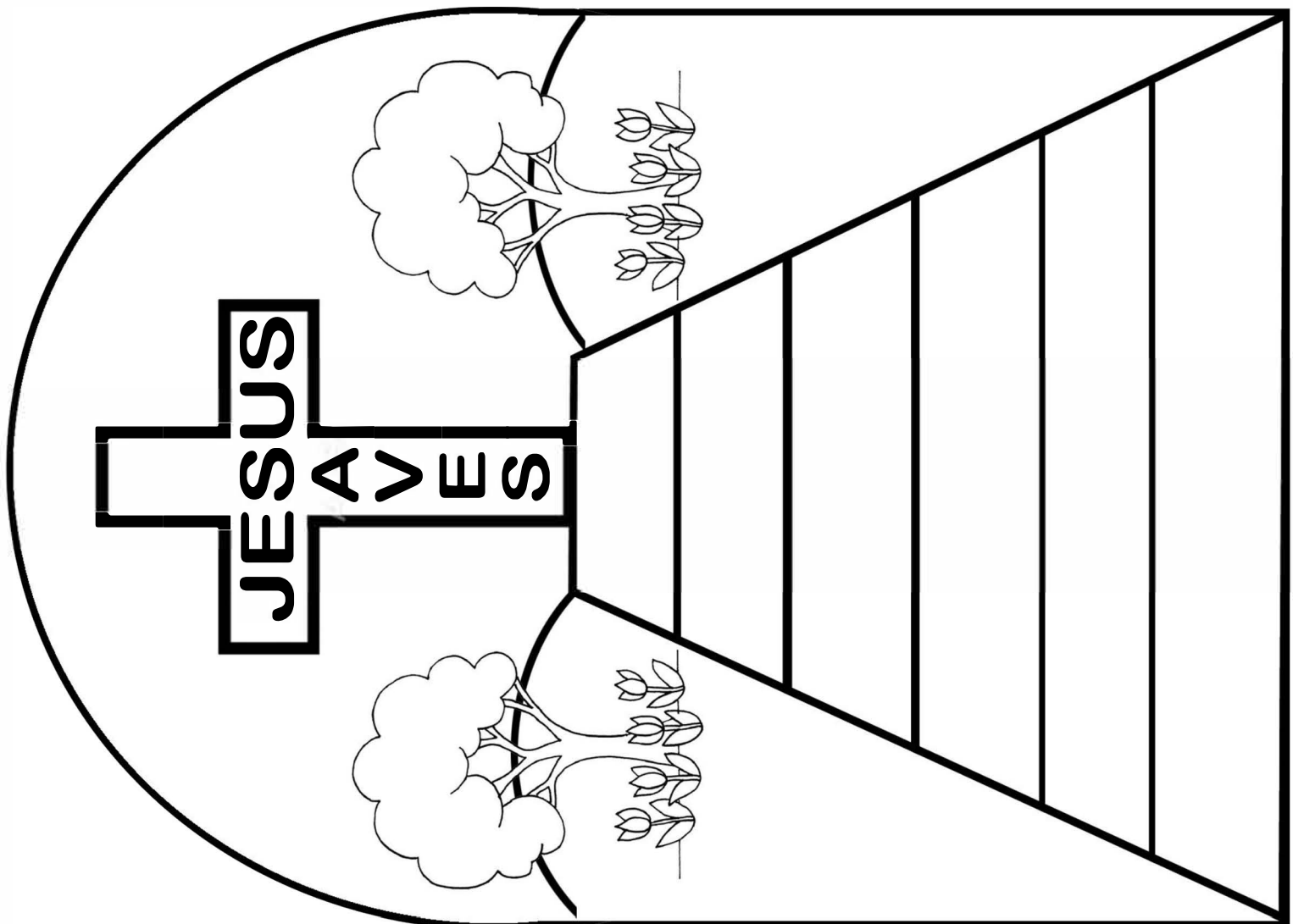
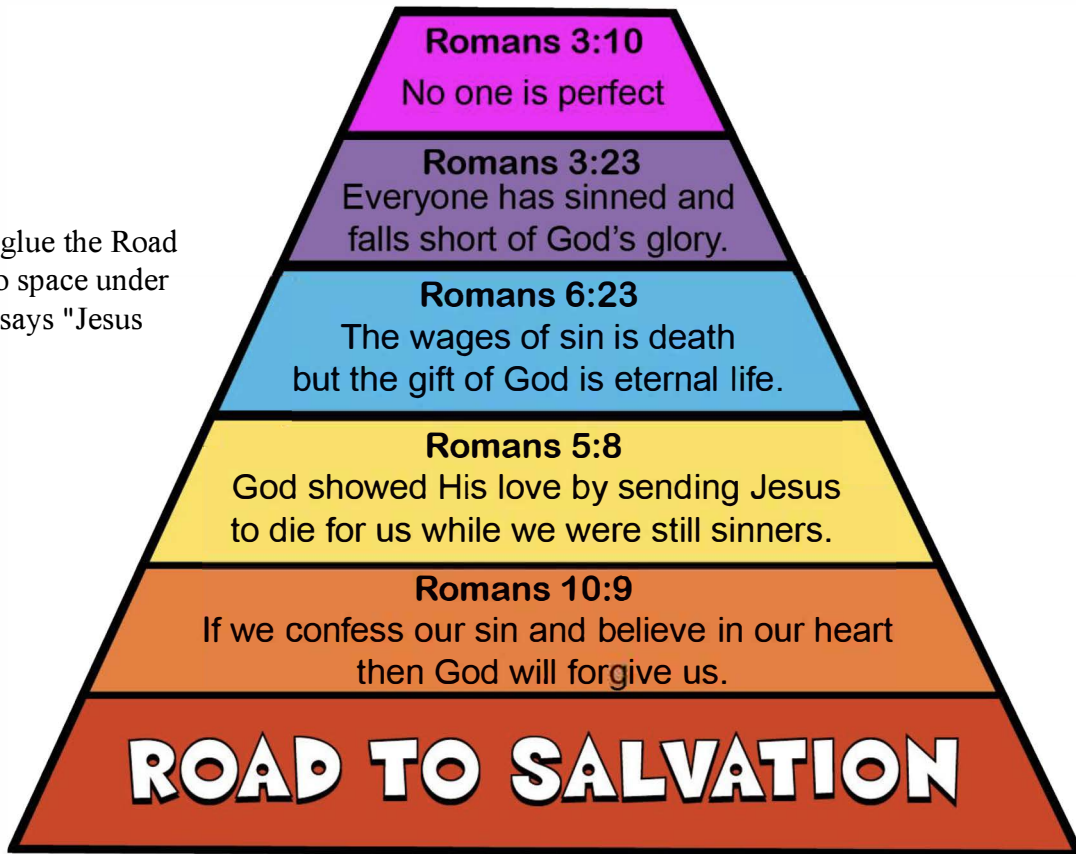
## ACTIVITY WRAP-UP:

Give each kid a Take-Home page. With remaining time, kids can play in centers or color the Take-Home page.





Children will glue the Road to Salvation to space under the cross that says "Jesus Saves."





## BIG QUESTION

Who is always in control?  
God is!

## BONUS SCRIPT:

*Preschoolers learn best through repetition. Use the script below to review the story at any opportunity. You could review the story while kids play in centers, while they work on their craft, during snack time or while waiting for parents.*

**Say:** Paul was an apostle who shared the good news everywhere he went. He helped to start many churches and often wrote them letters to help them in their faith in Jesus. Paul wrote to the church of Rome to help them understand more about the Gospel and how Jesus came to save everyone. He wrote to share how when we were still sinners, Jesus died on the cross for us. When we trust and believe in Him and choose to accept the free gift of salvation, we can live with God forever.



## ARMOR OF GOD

**BIBLE PASSAGE** EPHESIANS 6:10–18

**Summary:** Paul wrote his letter to the Ephesians while under house arrest in Rome. Paul had been arrested for preaching about Jesus, but he knew that his real battle wasn't with the officials. Paul told the Ephesians that we are in a battle with the devil and his spiritual forces that want to stop God's plan in the world. He taught that believers must put on the armor of God. We can only fight against the schemes of the

evil one in God's power and with His spiritual weapons. While we may battle evil, God is greater!

**Today's Brite Idea is: God is greater than evil.**



### MONTHLY *Memory Verse*

*His kingdom  
rules over all.*

**(PSALM 103:19)**



### BIG QUESTION

Who is always in control?  
God is!



## LEADER TRAINING: BENEFITS OF PRETEND PLAY

Mister Rogers' Neighborhood was a beloved television show that ran from 1968 to 2001. One of the brilliant parts of the show was the "Neighborhood of Make Believe," where Mr. Rogers used puppets to take kids into a world of pretend. This segment resonated with each generation of kids because kids in this age group thrive on pretend play. Pretend play allows kids to experiment with their world, discovering more about themselves and those around them. Centers allow kids in your group to engage in pretend play. By providing play that is guided but not completely directed, kids can explore and pretend. Dress-up clothes and other dramatic play centers can give kids the opportunity to explore Bible truths in ways that stretch their imaginations and broaden their development.

## NAVIGATING A BROKEN WORLD: WHAT IS EVIL?

Over 40 percent of people either are not sure or don't believe that Satan is real. \* Preschoolers may have never experienced something evil. Use the definition provided in the Preschool Glossary to help explain what evil is in an age-appropriate way. It's not something to frighten them with but instead is a truth that points to how great God is. Today's focus should not be on Satan or evil but rather on the truth of who God is. God is greater than everything! We do not have to live in fear of evil knowing who God is and His power.

### PRESCHOOL GLOSSARY:

**Armor of God:** worn to protect a believer in spiritual battles

**Evil:** bad or wicked

**Satan:** enemy of God who wants to destroy God's work and His people

\*For more resources on this topic, check out: <https://pin.it/3rwzPlvsd>

## WELCOME:

**Say:** Welcome everyone! I'm so excited to share with you today's Bible story! My name is \_\_\_\_\_. Last week we learned about the church of Rome and how Paul wrote a letter named the book of Romans teaching how Jesus came to save everyone.

*Show teaching illustration: Letter to Rome (Image 06).*

## SUPPLIES:

Bible, teaching pictures, printable page

## PREP:

Print the printable page and cut out.

## LEADER TIP:

Although this lesson talks about Satan and evil, the focus should not be on those things, but rather on the truth of who God is. God has the victory and is stronger and greater than anything! Focus on this as you help preschoolers understand in an age-appropriate way.

**Say:** Today, we will learn a true story from the Bible about the armor of God and how God is greater and stronger than any evil or bad thing.

**Say:** Let's take a look at this month's Big Question. Can you help me do a drumroll? Ready? 1, 2, 3 drumroll!



## BIG QUESTION

*Show the Big Question Teaching Image.*

**Say:** Who is always in control? We'll learn more about this question and what the answer is in today's Bible story!



*Hold up a Bible.*

**Say:** Who can tell me the name of this book? *Allow kids to respond.*

**Say:** Yes! This book is called the Bible. The Bible is the most important book of all. The Bible is full of true stories about how God takes care of His people and loves them. Today we are learning a story from the New Testament in the book of Ephesians. The New Testament is filled with lots of stories about Jesus' birth, life and what happened afterward.

## ARMOR OF GOD

### EPHESIANS 6:10–18

**Say:** Today's Bible story is about the **armor of God**. Does anyone know what armor is used for? *Allow kids to respond.* Armor is used to protect someone; it's used when they are in a battle.

**Say:** Kind of like helmet, knee and elbow pads. These are used to protect someone when they do something active like riding a bike or a scooter. In today's Bible story, Paul, who shared about Jesus with many people, wrote a letter to a church in Ephesus and told them to put on the **armor of God**.

**Say:** Now, does that mean followers of God are supposed to wear real armor and protection like a helmet, knee and elbow pads? No, that would be a little silly to wear everywhere we went, wouldn't it? God doesn't give us actual armor to wear, but He does take care of us and protect us.

**Say:** Did you know that God has an enemy? We don't see him or know what he looks like, but we know that the enemy is **evil** and he wants to stop God's plan. But...is anything stronger or greater than God? No!

**Say:** The enemy's name is **Satan**, and he does not want people to trust in God, follow God or tell others about Jesus. Isn't that sad? Can you show me your sad faces? *Make a sad face.*

**Say:** But God is SO much stronger than **Satan**! Can you show me your muscles? *Flex your bicep muscles.* There is nothing greater or stronger than God! God is a good God and He wants to protect us against **evil** and help us share and stand firm in the truth of who God is.

**Say:** As I share with you each piece of the **armor of God**, I want you to say, "God is greater!" Let's practice together...ready? 1, 2, 3..."God is greater!" Now let's learn about the **armor of God**! *Show teaching illustration: The Armor of God (Image 07).*

**Say:** First, there is the belt of truth. Everyone say with me, "God is greater!" This is a reminder to focus on what we know is true about God. We can know what is true about God by learning what the Bible says. We know He is good and loving and with us.  
*Hold up the belt image.*

--->  
(CONTINUED)



**Say:** Then there is the breastplate of righteousness. “God is greater!” A breastplate is worn on a soldier’s chest and protects the front and back of their body. This reminds us our hearts are safe because of God’s love and forgiveness. *Hold up the breastplate image.*

**Say:** Next are the shoes that help us stand ready. “God is greater!” No matter what happens, we can stand strong in the good news of Jesus. Jesus is greater and stronger than anything! *Hold up the shoes image.*

**Say:** The shield of faith protects us from attacks from the enemy. “God is greater!” We can trust in God every day. Our mind is protected by the helmet of God’s salvation. We can always remember God’s promises and God’s power. We can use our minds to think about Him and always have faith in God. *Hold up the shield image.*

**Say:** There is one weapon that is listed, and that is the sword of the Spirit, which is the Word of God—the Bible. “God is greater!” When **Satan** tempted Jesus, Jesus used the truth of God’s word to answer him. The Bible is real and true! *Hold up the sword image.*

**Say:** Last, Paul told the believers to always keep praying. The battle that believers face is not won by how good we are or how hard we try. God is greater and stronger than any **evil** or bad thing. God has the victory! Everyone shout, “God has the victory!” *Show teaching illustration: Praying (Image 08).*

## POINT TO JESUS:

**Say:** Jesus defeated death when He rose three days after dying on the cross for our sins. One day, Jesus will return and make all things new and destroy evil forever. Jesus is greater than anything!

**Say:** Let’s close in prayer as we wrap up our Bible story time together. Reach your hands up really high.

*Reach hands up high.*

**Say:** Now clap them together like this.

*Clap hands together.*

**Say:** Let’s pray.

**Pray:** Dear God, You are greater than anything, even evil. Help us to put on the full armor of God to trust in You and know the truth about who You are. Amen.



## WRAP-UP:



## BIG QUESTION

**Say:** Now it's time to answer our Big Question. Can you all help me do a drumroll?  
Ready? 1, 2, 3 drumroll!

*Show the Big Question Teaching Image.*

**Say:** Who is always in control? God is!

**Say:** That's right! The Bible teaches us that God is greater than anything, even evil.



### Memory Verse Motions

- His (*point up*)
- kingdom (*put hands on the side of the forehead, like a crown*)
- rules over all. (*slowly lower your hands from the forehead down to your hips*)
- Psalm 103:19 (*open hands like a book*)



### MONTHLY

### *Memory Verse*

*His kingdom rules  
over all.*

**(PSALM 103:19)**





## REVIEW:

**Say:** It's been so great being with you today, friends! Before we end our teaching time, let's review what we have learned. Let's all point up really high and say, "Jesus is greater."

*Have the kids point up and say, "Jesus is greater."*

**Say:** Now let's reach our hands out to the side and say, "We can put on the armor of God."

*Have the kids reach out and say, "We can put on the armor of God."*

**Say:** Now let's point to ourselves and say, "I can put on the armor of God."

*Have the kids point to themselves and say, "I can put on the armor of God."*



Jesus is greater.



We can put on the armor of God.



I can put on the armor of God.



# PIN THE ARMOR OF GOD

## SUPPLIES:

Printable page, painter's tape, blindfold, scissors (prep)

## PREP:

Print the printable page and cut out. Clear a section of wall where kids can tape up the armor pieces.

## LEADER TIP:

Some kids may be scared or have sensory issues with a blindfold. Instead, instruct these kids to close their eyes and try to attach a piece of the armor without looking.

## ACTIVITY INTRO:

The Bible teaches us true stories about God. Today we learned about the Armor of God. When we trust Jesus, we get to put on the full armor of God. Let's play a game where we tape the armor of God on the wall together!

## INSTRUCTIONS:

1. **Say:** Imagine a soldier getting ready to go into battle. Soldiers put on their armor piece by piece to protect themselves from anything bad that might happen. Just like that soldier, when we follow Jesus, we get spiritual armor—the armor of God. We can't see it, but this armor is made up of things God gives us to help us stand strong and protect us from His enemy.
2. **Say:** Let's take turns putting the armor of God on our soldier up on the wall, but there's a twist! You'll be blindfolded! We will work together as friends to help guide you to know where to tape it onto the wall.
3. *When it's a kid's turn, blindfold them or have them close their eyes and gently guide them toward the wall. The other kids can give clues or cheer them on as they try to place the armor in the right spot.*
4. **Ask:** Have you ever worn something to protect yourself, like a bicycle helmet or floaties in the pool? How did it make you feel?



## ACTIVITY WRAP-UP:

Wow! Look at our soldier—he's all armored up and ready to stand strong against anything! Just like this soldier, we can stand strong too, because Jesus is greater than everything—even evil! We can put on the armor of God and be ready to live a life that glorifies God!



# SHIELD OF FAITH

## SUPPLIES:

Paper plates (1 per kid), construction paper, coloring supplies, stickers, scissors (prep), tape

## PREP:

Cut the construction paper into strips (1 per kid). Tape the construction paper strip onto the backside of the paper plate to create a handle.



## INSTRUCTIONS:

1. **Say:** Let's make something very special—a shield! But this isn't just any shield; it's a shield of faith.
2. **Ask:** Who remembers the shield of faith from today's Bible story?
3. **Say:** The shield of faith reminds us to have faith and believe Jesus is stronger and bigger than anything else. When we are tempted to do wrong things, we can remember how awesome Jesus is and trust in Him. Jesus is stronger! Let's make our shields together so we can remember how Jesus protects us.
4. *Pass out paper plates and have kids decorate them with their coloring supplies and stickers.*
5. *Write the kid's name on their craft and set them aside for parent pick up.*

## DISCUSSION QUESTIONS (TO BE USED AS KIDS ARE WORKING):

- When we're scared, why should we go to Jesus?
- How do we know that Jesus is greater than all bad things?
- What are the parts of the armor of God?
- Who can you teach this month's memory verse to?



## PRAY TOGETHER:

Dear Jesus, thank You for being so good that You can stand against evil. You control all things, and nothing is stronger than You. Amen!



# GOOD BALANCE

## SUPPLIES:

Painter's tape

## PREP:

Use the painter's tape to create several straight lines on the floor. Make sure the lines are long enough for the kids to practice walking along them. Create different patterns or shapes such as a zigzag or curves for added fun and challenge.



## INSTRUCTIONS:

1. *Show kids how to walk along the tape line by placing one foot directly in front of the other, heel to toe.*
2. **Say:** Watch how I walk on the tape line—slow and steady, heel to toe. It's okay if you wobble or step off the line. Just try your best and keep going!
3. **Say:** Let's practice walking on the tape lines that you see in front of you. Heel to toe, let's try to walk the line. If you can't, that's okay! Just get back on the tape line and keep going.
4. *Have the kids take turns walking on the tape lines, practicing their balance.*
5. **Ask:** Was it easy or hard to walk on the line?
6. **Say:** It was pretty hard, wasn't it? It's hard to follow Jesus perfectly! The good news is that we don't do it alone. Jesus gives us everything we need to follow Him. He followed God's plans perfectly, stood for what was good and stood against evil.
7. *Gather kids to sit down together and review the discussion questions.*

## DISCUSSION QUESTIONS (TO BE USED AS KIDS ARE WORKING):

- When we're scared, why should we go to Jesus?
- How do we know that Jesus is greater than all bad things?
- What are the parts of the armor of God?
- Who can you teach this month's memory verse to?



## PRAY TOGETHER:

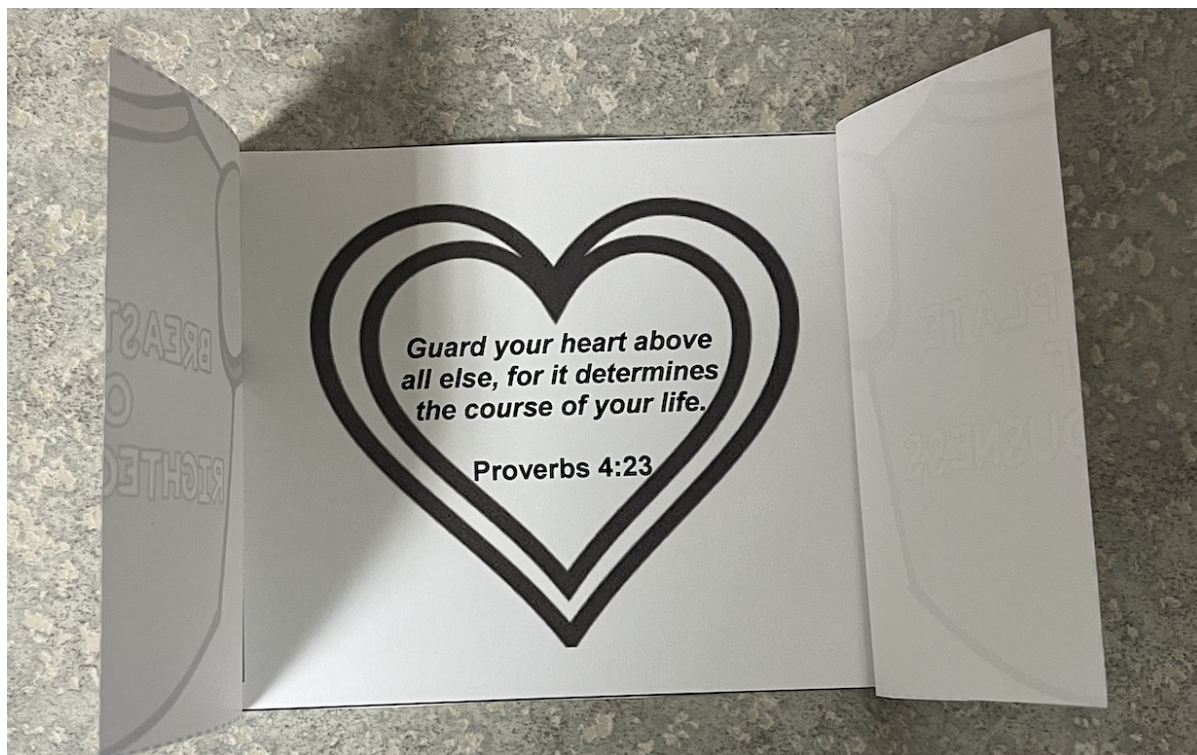
Dear Jesus, thank You for being so good that You can stand against evil. You control all things, and nothing is stronger than You. Amen!





#### INSTRUCTIONS:

1. Cut out the breastplate on the dotted lines.
2. Put glue down the strips as indicated and stick each half of the breastplate down.
3. You can open the breastplate to reveal the heart and the verse. Color in the heart.





## BIG QUESTION

Who is always in control?  
God is!

## BONUS SCRIPT:

*Preschoolers learn best through repetition. Use the script below to review the story at any opportunity. You could review the story while kids play in centers, while they work on their craft, during snack time or while waiting for parents.*

**Say:** Paul wrote to the Ephesians to encourage them in their faith. He shared about the armor of God and how important it is. The armor of God helps to protect us against the attacks from the enemy and helps us stand firm in the truth of God. There is the belt of truth, the breastplate of righteousness, shoes to be ready and stand firm, the shield of faith, and the sword of the Spirit, which is the Word of God.



## LIVING HOPE

**BIBLE PASSAGE** 1 PETER 1-5; 2 PETER 3

**Summary:** Peter wrote a letter to churches where believers were scattered throughout the Roman Empire. The believers were being persecuted for following Jesus. Paul assured them that Jesus is our living hope. When we suffer for doing good, our faith grows stronger. We can trust God because we find our hope in Him.

**Today's Brite Idea is: God is greater than our suffering.**



### MONTHLY *Memory Verse*

*His kingdom  
rules over all.*

**(PSALM 103:19)**



### BIG QUESTION

Who is always in control?  
God is!



## LEADER TRAINING: UNDERSTANDING EMOTIONS

By age four, kids begin to develop empathy. Not only can they understand how someone feels, they can respond to that person in a caring way. Empathy requires practice and a lot of modeling. When discussing Bible stories, talk about the feelings of the characters. Identify what would make them happy, hopeful, or sad and why. Model for kids how to care for others in the group who are sad or mad. Help kids talk about their feelings. Encourage kids to help each other. By making these practices standard in our group, you can help the kids build their empathy skills.

## NAVIGATING A BROKEN WORLD: SUFFERING

Over 360 million Christians experience significant persecution in the countries they live.\* The consequences of believing in Jesus for some Christians means risking their lives. Though American kids do not face this level of persecution, the post-Christian culture makes it less friendly to believers. The challenge nowadays is to raise resilient disciples to know, love and follow Jesus. In today's Bible story, kids will learn that our true hope is only found in Jesus. And sometimes, we may share in His suffering. These are big ideas that we don't expect preschoolers to comprehend just yet, but we can pray for those who face suffering for believing in Jesus.

\*For more resources on this topic, check out: <https://pin.it/2q11vasEe>

### PRESCHOOL GLOSSARY:

**Hope:** to trust that everything will be okay

**Persecute:** to treat someone badly because of what they believe



## WELCOME:

**Say:** Welcome, everyone! I'm so excited to share with you today's Bible story! My name is \_\_\_\_\_. First, we learned about a letter that Paul wrote to the church in Rome. It is called the book of Romans in our Bible. Paul taught how Jesus came to save everyone.

*Show teaching illustration: Letter to Rome (Image 06).*

## SUPPLIES:

Bible, teaching pictures

## PREP:

## LEADER TIP:

Engage kids in today's Bible story by having them jump up when you say "living hope." Encourage kids to sit right back down so that you can continue teaching the Bible story.

**Say:** Then we learned about the armor of God and how we can put it on to stand firm in the truth of God.

*Show teaching illustration: The Armor of God (Image 07).*

**Say:** Today, we will learn a true story from the Bible about how we can hope in Jesus and always trust in Him.

**Say:** Let's take a look at this month's Big Question. Can you help me do a drumroll? Ready? 1, 2, 3 drumroll!

## ? BIG QUESTION

*Show the Big Question Teaching Image.*

**Say:** Who is always in control? We'll learn more about this in today's Bible story.



*Hold up a Bible.*

**Say:** Who can tell me the name of this book? *Allow kids to respond.*

**Say:** Yes! This book is called the Bible. The Bible is the most important book of all. The Bible is full of true stories about how God takes care of His people and loves them. Today we will learn a story from the New Testament in the books of 1 Peter and 2 Peter. The New Testament is filled with lots of stories about Jesus' birth, life, and what will happen next.

## LIVING HOPE

(1 PETER 1-5; 2 PETER 3)

**Say:** Touch your nose if you've ever heard the word **hope**. Sometimes we may say, "I **hope** it doesn't rain today." Or, "I **hope** I'll get lots of presents on my birthday!" When we **hope** for something, we really want it to happen.

**Say:** In today's Bible story, we are learning about another type of **hope** that is even better than just wanting something to happen. **Hope** in the Bible means that we can trust everything will be okay because we have Jesus on our side!

**Say:** I need all of you to squat down and on the count of three we will jump up as high as we can and say "Living **hope**!" Are you ready? 1, 2, 3...Jump up and say "Living **hope**!"

**Say:** Throughout today's Bible story, when I point to you, I want you to jump up and say "Living **hope**!"

**Say:** Peter, a leader of the church, and many of the believers were having a difficult time. They were sharing the good news of Jesus. *Make a smiley face.* Show me your happy face. But they were being **persecuted** for their faith. That means that some people were being really mean to them because they followed Jesus. *Make a sad face.* Show me your sad face. *Show teaching illustration: Peter (Image 08).*

**Say:** Peter wrote a letter that was shared from church to church to help all the believers not to give up. *Make a smiley face.* Show me a happy face. This is where Peter told the believers they have a living **hope**. *Point to the kids.*

**Say:** **Hope** is knowing that we can trust in Jesus and everything will be okay. Jesus rose three days after dying on the cross and is alive! Jesus is our living **hope**! *Point to the kids.* No matter what is happening around us, we can focus on Jesus. With this **hope**, we can face hard things and rejoice, for our **hope** does not come from things that will go away. Our **hope** comes from Jesus! *Make a smiley face.* Show me your happy face!  
*Show teaching illustration: Jesus (Image 09).*

----->  
(CONTINUED)



**Say:** Have you ever had something happen that made you feel sad? Touch your nose if you've ever felt sad. Yes, me too! Have you ever had something happen that hurt? Maybe you bumped your arm or your head and it made you say, "Ouch!" Pat your head if you've ever been hurt. Yes, me too! God has a plan to end all suffering and pain so that one day all of God's people will never be sad and never get hurt again. One day, Jesus will return and make all things new! Jesus is our living **hope**! *Point to the kids.*

*Show teaching illustration: Jesus (Image 09).*

## POINT TO JESUS:

**Say:** Jesus gives us hope no matter what is happening around us. Everyone can choose to follow Jesus and believe He died on the cross for their sins and rose again three days later, defeating death. One day He will make all things new, and there will be no more sadness or pain. Jesus is our forever hope!

**Say:** Let's close in prayer as we wrap up our Bible story time together. Reach your hands up really high.

*Reach hands up high.*

**Say:** Now clap them together like this.

*Clap hands together.*

**Say:** Let's pray.

**Pray:** Dear God, thank You for sending Jesus! No matter what we face, help us to hope in Jesus and know He is always faithful and with us. Amen.



## WRAP-UP:



## BIG QUESTION

**Say:** Now it's time to answer our Big Question. Can you all help me do a drumroll?  
Ready? 1, 2, 3 drumroll!

*Show the Big Question Teaching Image.*

**Say:** Who is always in control? God is!

**Say:** That's right! The Bible teaches us that God is always in control and nothing is greater than Him!



### Memory Verse Motions

- His (*point up*)
- kingdom (*put hands on the side of the forehead, like a crown*)
- rules over all. (*slowly lower your hands from the forehead down to your hips*)
- Psalm 103:19 (*open hands like a book*)



### MONTHLY Memory Verse

*His kingdom rules  
over all.*

**(PSALM 103:19)**



## REVIEW:

**Say:** It's been so great being with you today, friends! Before we end our teaching time, let's review what we have learned. Let's all point up really high and say, "Jesus is our hope."

*Have the kids point up and say, "Jesus is our hope."*

**Say:** Now let's reach our hands out to the side and say, "We can hope in Jesus."

*Have the kids reach out and say, "We can hope in Jesus."*

**Say:** Now let's point to ourselves and say, "I can hope in Jesus."

*Have the kids point to themselves and say, "I can hope in Jesus."*



Jesus is our hope.



We can hope in Jesus.



I can hope in Jesus.



# HARD THINGS

## SUPPLIES:

None

## PREP:

None



## ACTIVITY INTRO:

Welcome, everyone! My name is \_\_\_\_\_. Can you each tell us your name? *Greet each kid by name as you welcome them to your group.*

## INSTRUCTIONS:

1. **Say:** Today, we will learn that Jesus is greater than everything. Even on days that are really, really hard, we can trust Jesus and His plan for us!
2. **Say:** Let's practice doing some hard things! Everybody stand up! Let's see who can do the following for the longest time:
  - Stand on one foot
  - Hold your hands above your head
  - Stand on tiptoes
  - Run in place
3. **Ask:** Was it hard to do these things for a long time?
4. **Say:** After a while, you probably felt tired and wanted to quit. Sometimes it may feel like you can't keep going when you go through hard things, but Jesus changes everything! Jesus is greater than anything, and He helps us to keep going even when we feel like we can't.



## DISCUSSION QUESTIONS (TO BE USED AS KIDS ARE WORKING):

- Can you tell me about a time when you felt sad?
- When you feel sad, what makes you feel better?
- Have you ever talked to Jesus when you felt sad or afraid?
- When can we talk to Jesus?



# HOPE CORNERS

## SUPPLIES:

Painter's tape

## PREP:

Identify four corners or four areas and use painter's tape to write one letter on the ground per area: H-O-P-E.



## ACTIVITY INTRO:

Welcome, everyone! My name is \_\_\_\_\_. Can you each tell us your name? *Greet each kid by name as you welcome them to your group.*

## INSTRUCTIONS:

1. **Say:** Today, we will learn about how Jesus is our living hope! What is hope? Hope is to trust in Jesus that everything will be okay.
2. **Say:** Let's play a fun game to help us remember this word...hope!
3. *Point out the different corners or areas and how each has a letter that spells out H-O-P-E.*
4. **Say:** I will pick a kid to be the "leader." They will close their eyes and then pick a corner either "H," "O," "P," or "E." If you're standing on that corner, then you're out and will come sit in the middle. We'll see who can win and then play again together.
5. *Lead kids in quietly choosing a corner as the leader counts down and picks a corner. Whoever is standing in the area the leader picks is out. Help kids sit in the middle when their corner is called. Repeat the game as time allows.*
6. **Ask:** Who can you have hope in?



## ACTIVITY WRAP-UP:

We all will have good days and bad days. No matter what the day holds, we each can trust and hope in Jesus. Let's learn more about how Jesus is our living hope in today's Bible story.



# SAD FACE

## SUPPLIES:

Printable page, coloring supplies, heart stickers (4 per kid)

## PREP:

Print the printable page (1 per kid).



## INSTRUCTIONS:

1. *Pass out the printable page and coloring supplies to each kid.*
2. **Ask:** Have you ever had a day that you've felt like this sad face?
3. **Say:** Sometimes, we have really happy days, but other times we have days when we feel sad, just like this face on your paper.
4. **Say:** Even on our sad days, Jesus is with us. He knows what it's like to feel sad because He's had sad days too. And the best part is that Jesus is greater than any of our sad days. He's always there to help us feel better.
5. **Say:** Let's color this sad face and help him to feel better with some heart stickers.
6. *Encourage the kids to color their sad faces with the coloring supplies and then help them place some heart stickers onto their papers.*
7. *Write the kid's name on their paper and set aside for parent pick up.*

## DISCUSSION QUESTIONS (TO BE USED AS KIDS ARE WORKING):

- Can you tell me about a time when you felt sad?
- When you feel sad, what makes you feel better?
- Have you ever talked to Jesus when you felt sad or afraid?
- When can we talk to Jesus?




## PRAY TOGETHER:

Dear God, thank You for being with us at all times when we are happy and when we are sad. Help us to always come to You and know that You are always with us. Amen.





Children will make a paper chain out of this week's Brite Idea: God is greater than our suffering!





## BIG QUESTION

Who is always in control?  
God is!

## BONUS SCRIPT:

*Preschoolers learn best through repetition. Use the script below to review the story at any opportunity. You could review the story while kids play in centers, while they work on their craft, during snack time or while waiting for parents.*

**Say:** Peter wrote a letter that was shared from church to church to encourage the believers. Many believers were being treated badly for believing in Jesus and sharing about who Jesus is. Peter shared how Jesus is our living hope. We can hope in who He is and what He's done for us by dying on the cross and raising three days later. We can hope and trust in Jesus no matter what we face and know that Jesus is greater than anything.



## PHILEMON

### BIBLE PASSAGE PHILEMON

**Summary:** Onesimus was a man who escaped from his owner, Philemon. After Onesimus escaped, he made his way to Rome, where he met Paul. Paul was a prisoner in Rome. He was arrested after preaching about Jesus. Paul shared with Onesimus about Jesus, and Onesimus trusted in Jesus as his Savior. Paul wrote Philemon a letter, asking for kindness for Onesimus.

**Today's Brite Idea is: God is greater than our circumstances.**



### MONTHLY *Memory Verse*

*His kingdom  
rules over all.*

**(PSALM 103:19)**



### BIG QUESTION

Who is always in control?  
God is!



## LEADER TRAINING: CONTROL ISSUES

We all know adults who struggle with control issues, but those issues usually pale in comparison to the bossiness of a four-year-old. Preschool kids are learning how to take initiative and do things on their own, but they haven't learned all of the social rules in how to do so. They are still learning that they shouldn't tell others what to do or that they can't always have their way. We can help kids learn how to better interact with others, modeling for them new ways to handle challenging situations. Perhaps give the "bossy" child choices of how to better handle a situation, such as, "Susie is playing with the blocks right now. Would you like to play with something else until she's done, or would you like to ask if you could play together?" You can also model how to speak to others. For example, "Jack, what if you tried saying, 'Sammy, could you please hand me the crayon?'" Bossy kids often grow into strong leaders but need direction to learn how to interact with others.

## NAVIGATING A BROKEN WORLD: DISCIPLING KIDS IN PAIN

Over half of the adults in the United States—64 percent—report they have had at least one Adverse Childhood Experience, and more than two-thirds of kids report they have had at least one traumatic experience before the age of 16.\* This means that at least two out of every three kids in your ministry will have experienced trauma by the time they reach high school. This means the majority of kids are suffering and dealing with difficult circumstances. In today's Bible story, kids will learn that God is greater than our circumstances. He is greater than our pain, and He is greater than anything that may go wrong. As one helps to develop kids in their faith, be mindful of these statistics as you care and point kids to the ultimate source of our hope, Jesus.

\*For more resources on this topic, check out: <https://pin.it/31BMzvs1s>

### PRESCHOOL GLOSSARY:

**Debt:** something that is owed

**Sovereign:** supreme authority; in charge of everything

## WELCOME:

**Say:** Welcome, everyone! I'm so excited to share

with you today's Bible story! My name is \_\_\_\_\_.

First, we learned about a letter that Paul wrote to the church in Rome. It is called the book of Romans in our Bible.

Paul taught how Jesus came to save everyone.

*Show teaching illustration: Letter to Rome (Image 06).*

**Say:** Then we learned about the armor of God and how we can put it on to stand firm in the truth of God.

*Show teaching illustration: The Armor of God (Image 07).*

**Say:** After that, we learned how Peter taught people that Jesus is our living hope. No matter what we face, we can always have hope in Jesus!

*Show teaching illustration: Peter Preaching (Image 08).*

**Say:** Today, we will learn a true story from the Bible about how God is greater than any problem we may face.

**Say:** Let's take a look at this month's Big Question. Can you help me do a drumroll? Ready? 1, 2, 3 drumroll!

## ? BIG QUESTION

*Show the Big Question Teaching Image.*

**Say:** Who is always in control? We'll learn more about this question in today's Bible story!



*Hold up a Bible.*

**Say:** Who can tell me the name of this book? *Allow kids to respond.*

## SUPPLIES:

Bible, teaching pictures

## PREP:

Select three helpers for today's Bible story.



**Say:** Yes! This book is called the Bible. The Bible is the most important book of all. The Bible is full of true stories about how God takes care of His people and loves them. Today we are learning a story from the New Testament in the book of Philemon. The New Testament is filled with lots of stories about Jesus' birth, life and what happens afterward.

## PHILEMON

### PHILEMON

**Say:** Today's true story from the Bible has a lot of different people and some names that are a little hard to pronounce. I have asked some special helpers to join me to help us understand the story.

**Say:** First, there was a man named Onesimus. *Motion to helper #1.* Let's say that name together, "oh-nis-us-mus." Onesimus lived in a place called Colossae. He worked for a man named Philemon. *Motion to helper #2.* Let's say that name together, "phi-lee-mun."

**Say:** One day, Onesimus made a bad choice that upset Philemon. So, Onesimus ran away. *Instruct helper #1 to run around the room.* Eventually, he went to a place called Rome. *Show teaching illustration: Onesimus (Image 09).*

**Say:** In Rome, there was another man whose name was Paul. *Motion to helper #3.* Paul had been arrested in Rome for sharing about Jesus. Onesimus met with Paul in Rome. *Bring helpers #1 and #3 together.*

**Say:** Do you think Paul told Onesimus about Jesus too? *Allow kids to respond.* Yes, he did! Paul told Onesimus all about who Jesus was and what Jesus had done. Onesimus trusted in Jesus and chose to follow Him! *Have helper #1 jump with excitement and point up to the sky for following Jesus.*

**Say:** Now, remember Philemon? *Motion to helper #2.* Paul not only knew who Philemon was, they were friends! Paul decided to write a letter to him to be kind and to forgive Onesimus.

**Say:** He shared how Onesimus *motion to helper #1* was a follower of Jesus and had been very helpful to him. He hoped Philemon would be nice to Onesimus and encouraged Onesimus to do the right thing and return home.

----->  
(CONTINUED)



**Say:** Then Paul did something surprising! *Motion to helper #3.* Paul offered to pay whatever Onesimus owed to Philemon. He offered to repay the **debt** for Onesimus! *Motion to helper #1.* Paul wrote he was sure Philemon would do as Paul had asked.  
*Show teaching illustration: Paul and Onesimus (Image 10).*

**Say:** That's where today's Bible story ends! The Bible doesn't tell us the rest of the story. We don't know what Philemon decided to do or what happened to Onesimus when he returned home. But we do know that God allowed Onesimus to meet Paul and hear the good news.

### POINT TO JESUS:

**Say:** Paul offered to pay Onesimus' debt, which reminds us of the greater debt that Jesus paid for us. God loves us so much that He sent His one and only Son Jesus to die on the cross to pay the debt of our sins. Jesus never sinned or did anything wrong, but He took our place so when we believe in Him we can live with God forever.

**Say:** Let's close in prayer as we wrap up our Bible story time together. Reach your hands up really high.

*Reach hands up high.*

**Say:** Now clap them together like this.

*Clap hands together.*

**Say:** Let's pray.

**Pray:** Dear God, thank You for being greater than anything we may face. Thank You for loving us so much. We love You! Amen.



## WRAP-UP:



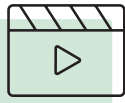
## BIG QUESTION

**Say:** Now it's time to answer our Big Question. Can you all help me do a drumroll?  
Ready? 1, 2, 3 drumroll!

*Show the Big Question Teaching Image.*

**Say:** Who is always in control? God is!

**Say:** That's right! The Bible teaches us that God is always in control and is sovereign over everything.



### Memory Verse Motions

- His (*point up*)
- kingdom (*put hands on the side of the forehead, like a crown*)
- rules over all. (*slowly lower your hands from the forehead down to your hips*)
- Psalm 103:19 (*open hands like a book*)



### MONTHLY *Memory Verse*

*His kingdom rules  
over all.*

**(PSALM 103:19)**





## REVIEW:

**Say:** It's been so great being with you today, friends! Before we end our teaching time, let's review what we have learned. Let's all point up really high and say, "Jesus paid our debt."

*Have the kids point up and say, "Jesus paid our debt."*

**Say:** Now let's reach our hands out to the side and say, "We can be forgiven."

*Have the kids reach out and say, "We can be forgiven."*

**Say:** Now let's point to ourselves and say, "I can be forgiven."

*Have the kids point to themselves and say, "I can be forgiven."*



Jesus paid our debt.



We can be forgiven.



I can be forgiven.



# HOW ARE YOU?

## SUPPLIES:

Beanbag, printable page

## PREP:

Print the printable page.

## ACTIVITY INTRO:



Welcome, everyone! My name is \_\_\_\_\_. Can you each tell us your name? *Greet each kid by name as you welcome them to your group.*

## INSTRUCTIONS:

1. **Say:** Today, we are talking about something really important—Jesus is greater than our circumstances! Circumstance is a big word! It means that Jesus is greater than what is going on in our lives.
2. **Say:** Let's play a game with this beanbag! I will pass it around, and when it's your turn to hold it, you will look at the printable page and pick one emotion.
3. *As the beanbag is passed around, help kids feel comfortable sharing their feelings and remind them that no matter how they're feeling, Jesus is greater.*
4. **Ask:** Now that we know this amazing truth, who can you encourage with this good news? Maybe a friend or someone in your family? Let's think about how we can share this with others who might need to hear it!

## DISCUSSION QUESTIONS (TO BE USED AS KIDS ARE WORKING):

- What is something in your life that Jesus is greater?
- Who did Paul teach Onesimus about?
- What did Paul offer to do to help Philemon?
- How can we share Jesus with others when they are having a hard day?



## ACTIVITY WRAP-UP:

You all did a fantastic job sharing how you're feeling today! It was so great to hear everyone encouraging each other! Remember, Jesus is always greater than anything we face, and we can trust Him no matter what.



# MEMORY VERSE ART

## SUPPLIES:

Music player, Memory Verse Song, butcher paper, coloring supplies, scissors (prep)

## PREP:

Cut a large piece of butcher paper for the kids to color and draw on. Write "Thank You Jesus" on top of the paper. If you have a large group, cut a few pieces and divide kids up into smaller groups around each butcher paper piece.



## ACTIVITY INTRO:

The Bible teaches us true stories about God. Today we learned that no matter our circumstances, Jesus is greater. We saw how Jesus was greater than what Paul, Philemon and Onesimus were going through. And just like them, Jesus is greater than anything we might face too!

## INSTRUCTIONS:

1. **Say:** Let's listen to our Memory Verse Song. This song reminds us that Jesus is in charge of everything, all the time—no matter what's happening. As you listen to the song, we will work together on a mural for Jesus.
2. *Play the Memory Verse Song a couple of times as the kids work on the mural. Encourage them to draw and color on the butcher paper as the song plays.*
3. **Ask:** As kids are working, ask them what they drew and why.



## ACTIVITY WRAP-UP:

It's so special to see what you created while thinking about how Jesus is in charge and greater than everything. Remember, just like in the Bible story we learned today, Jesus is always with us, no matter what we're going through.



# PAUL SAYS

## SUPPLIES:

None

## PREP:

None

## ACTIVITY INTRO:



The Bible teaches us true stories about God. Today we learned that Jesus is greater than our circumstances. We learned about a special letter that Paul wrote to Philemon, asking him to be kind to a man named Onesimus.

## INSTRUCTIONS:

1. **Say:** Let's play a fun game called "Paul Says." It's just like "Simon Says." When I say "Paul Says," you should do what I say. But if I don't say "Paul Says" first, then don't do it! Let's see how well you can listen and follow along!
2. *Lead the kids in a game of "Paul Says," giving simple instructions like "Paul says jump," "Paul says spin around," etc.*
3. *Occasionally give a command without saying "Paul Says" to see if they catch it. If anyone makes a mistake, encourage them to keep going—nobody is out, and nobody loses!*



## ACTIVITY WRAP-UP:

That was a fun and silly game! God worked through Paul and Philemon to help more people know and follow Jesus. Jesus is greater than anything!



# GENEROSITY BOX

## SUPPLIES:

Boxes (1 per kid), coloring supplies, stickers

## PREP:

Cut out box templates.



## INSTRUCTIONS:

1. **Say:** We learned about how Jesus used Paul to help Onesimus. Paul did something really special—he offered to send money to Philemon to help Onesimus when he really needed it.
2. **Say:** Let's make something called a "Generosity Box." This is a special box where you can save up money to bless someone who might be in a tough circumstance. It could be a friend, a family member or even someone you don't know but who needs help. And, even if you don't have money to save, you could draw pictures or ask a grownup to help you write down your prayers for them and put them in your box!
3. *Pass out the supplies to each kid.*
4. *As the kids begin decorating, walk around and encourage them. Help them with ideas if needed, and ask them about who they might want to bless with their box.*
5. *Remind them that generosity, no matter how big or small, is a way to reflect God's love and kindness.*
6. *Write the kid's name on their craft and set them aside for parent pick up.*

## DISCUSSION QUESTIONS (TO BE USED AS KIDS ARE WORKING):

- Why did Onesimus run away?
- How did Paul help Onesimus?
- Why did Paul offer to send money to Philemon?
- What do you think Philemon did when he got this letter from Paul?



## PRAY TOGETHER:

Dear Jesus, help us to love others generously as Paul did. Help us to trust that no matter what, You are good! You are greater than our circumstances. Amen.



## BIG QUESTION

Who is always in control?  
God is!

## BONUS SCRIPT:

*Preschoolers learn best through repetition. Use the script below to review the story at any opportunity. You could review the story while kids play in centers, while they work on their craft, during snack time or while waiting for parents.*

**Say:** A man named Onesimus ran away after wronging Philemon. Onesimus met Paul in Rome where Paul shared the good news of Jesus with him. Onesimus chose to follow God. Paul wrote to Philemon, sharing that Onesimus was a follower of Jesus and asked Philemon to show kindness. Paul offered to pay whatever debt was owed to Philemon and encouraged Onesimus to return home. Paul's act of offering to pay for Onesimus' debt points to the greater debt that Jesus paid for our sins. We can be forgiven when we trust and believe in Him!



## JESUS' RETURN

BIBLE PASSAGE

REVELATION 1, 21-22

**Summary:** John was sent to the Greek Island of Patmos as punishment for spreading the good news of Jesus. While in exile, an angel appeared to John. The angel showed him visions, gave instructions, and encouraged new believers. John recorded what he was shown including how Jesus will return and God's new heaven and new earth. Because of Jesus, we can have eternal life with God in heaven.

**Today's Brite Idea is: God will make all things new.**



MONTHLY  
*Memory Verse*

*His kingdom  
rules over all.*

**(PSALM 103:19)**



**BIG QUESTION**

Who is always in control?  
God is!



## LEADER TRAINING: IMAGINATION VS REALITY

In today's story, kids will learn about a vision that God gave to John. While the kids in your group may not have had visions from God, they certainly have great imaginations and can envision creative things. Sometimes preschoolers even blur reality and their imagination, whether that is by having an imaginary friend or pretending something happened that never did. Imagination should be highly encouraged in preschoolers while gently reminding them of reality when necessary. Engage their imaginations as you tell the awesome and true stories of the Bible, helping them pretend to be a part of the story or imagine how the scenes looked.

## NAVIGATING A BROKEN WORLD: THE END OF THE WORLD

Many of us have grown up with movies that depicted scenarios of the end of the world, including asteroids, aliens and even zombies. According to a 2022 survey, 39 percent of American adults believe that we are living in the end times. In today's lesson, kids will learn more about how Jesus will return one day and bring about a new heaven and new earth. This is a pretty abstract concept for our littles, and the unknown could make this a frightening concept for some kids. Lead kids to discuss this with joy, not fear. Jesus will come, as He promised, and make everything new again and take away all sadness, pain and brokenness. Revelation may seem like a difficult book to read, but in fact, it is filled with hope with the repeated message of the promise—Jesus will return and make all things new and God will be with His people forever.

### PRESCHOOL GLOSSARY:

**Apostle:** a special person chosen by God to tell everyone about Jesus

**Dwell:** to be with or near

**Restore:** to make new

\*For more resources on this topic, check out: <https://pin.it/2zM9FBqrN>



**WELCOME:**

**Say:** Welcome, everyone! I'm so excited to share with you today's Bible story! My name is \_\_\_\_\_. We have learned so much this month about how God is greater than anything. First, we learned about a letter that Paul wrote to the church in Rome. It is called the book of Romans. Paul taught how Jesus came to save everyone. God is greater than our sin. *Show teaching illustration: Letter to Rome (Image 06).*

**SUPPLIES:**

Bible, teaching pictures

**PREP:**

**Say:** Then we learned about the armor of God and how we can put it on to stand firm in the truth of God. God is greater than evil. *Show teaching illustration: The Armor of God (Image 07).*

**LEADER TIP:**

Engage kids in today's Bible story lesson by helping them to be a part of it.

**Say:** After that, we learned how Peter taught people that Jesus is our living hope. No matter what we face, we can always have hope in Jesus! God is greater than our suffering. *Show teaching illustration: Peter Preaching (Image 08).*

**Say:** Then we learned about the slave named Onesimus and how he met Paul and after hearing the good news of Jesus chose to follow Him! Paul offered to pay Onesimus the debt he owed his owner Philemon. God is greater than our circumstances. *Show teaching illustration: Paul and Onesimus (Image 09).*

**Say:** Today, we will learn a true story from the Bible. John recorded what was shown to him about when Jesus would return one day and what would happen next.

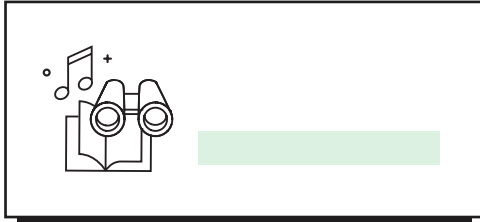
**Say:** Let's take a look at this month's Big Question. Can you help me do a drumroll? Ready? 1, 2, 3 drumroll!



**BIG QUESTION**

*Show the Big Question Teaching Image.*

**Say:** Who is always in control? We'll learn more about this in today's Bible story!



*Hold up a Bible.*

**Say:** Who can tell me the name of this book? *Allow kids to respond.*

**Say:** Yes! This book is called the Bible. The Bible is the most important book of all. The Bible is full of true stories about how God takes care of His people and loves them. Today we will hear a story from the New Testament in the book of Revelation.

## **JESUS' RETURN**

### **REVELATION 1, 21-22**

**Say:** John was an **apostle** who was punished for telling people about Jesus! He was sent to the deserted island of Patmos as a prisoner. But something amazing happened on the island!

**Say:** An angel of God appeared to John and showed him many things that were to come in the future. *Show teaching illustration: John (Image 10).*

**Say:** The angel told John to write down what he saw, and John did! John not only had to listen to what the angel of God said to him, but he wrote it down so we would know what happened! Can you all pretend to write with me? Write super fast! Now, slowly!

**Say:** God showed John that one day, Jesus would return! Everyone shout, "Jesus will come back!" Ready? 1, 2, 3... Jesus will come back! One day, Jesus is coming with the clouds, and every single person will see Him. Jesus will come back just as He promised.

**Say:** God showed John a new heaven and a new earth. The old earth had been broken by sin and would be gone. John heard a loud voice say that God will dwell with His people and wipe away every tear from their eyes. There won't be any more sadness, tears or pain

----->  
(CONTINUED)



**Say:** God promised to make all things new! God will come and **restore** what was broken.

**Say:** The angel showed John the new earth where the streets of the city were made with gold and the walls and foundations were made of precious jewels. There was no church as God and Jesus were there! There was no sun or moon because the glory of God was the light! John ended the book of Revelation by saying, "Come, Lord Jesus!"

*Show teaching illustration: New Earth (Image 11).*

## POINT TO JESUS:

**Say:** God's perfect plan will be completed one day when Jesus returns. When we believe in Jesus and trust in Him we can live with God forever where there is no more brokenness, pain, or tears.

**Say:** Let's close in prayer as we wrap up our Bible story time together. Reach your hands up really high.

*Reach hands up high.*

**Say:** Now clap them together like this.

*Clap hands together.*

**Say:** Let's pray.

**Pray:** Dear God, You are the beginning and the end. Nothing is greater than You. Help us to share the news of Jesus with others, as we know one day Jesus will come back and make all things new. Amen.



## WRAP-UP:



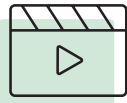
## BIG QUESTION

**Say:** Now it's time to answer our Big Question. Can you all help me do a drumroll?  
Ready? 1, 2, 3 drumroll!

*Show the Big Question Teaching Image.*

**Say:** Who is always in control? God is!

**Say:** That's right! The Bible teaches us that nothing is greater than God and is always in control of all things.



### Memory Verse Motions

- His (*point up*)
- kingdom (*put hands on the side of the forehead, like a crown*)
- rules over all. (*slowly lower your hands from the forehead down to your hips*)
- Psalm 103:19 (*open hands like a book*)



### MONTHLY

### *Memory Verse*

*His kingdom rules over all.*

**(PSALM 103:19)**



## REVIEW:

**Say:** Let's review what we have learned.  
Let's all point up really high and say,  
"Jesus will come back."

*Have the kids point up and say, "Jesus will  
come back."*

**Say:** Now let's reach our hands out to the  
side and say, "We can trust in Jesus."

*Have the kids reach out and say, "We can  
trust in Jesus."*

**Say:** Now let's point to ourselves and say, "I can trust in Jesus."

*Have the kids point to themselves and say, "I can trust in Jesus."*



Jesus will come back



We can trust in Jesus



I can trust in Jesus



# NEW HOPSCOTCH

## SUPPLIES:

Painter's tape, index cards, marker, beanbag

## PREP:

Create a hopscotch game on the floor with tape. Draw on the index cards or write aspects of "new heaven and new earth" such as no more tears, Jesus is in charge, peace forever, God makes all things new, etc. Tape the index cards onto each square of the hopscotch.



## ACTIVITY INTRO:

The Bible teaches us true stories about God. Today we learned that Jesus will someday make all things new. Even though the world we're in is broken, Jesus says that we can trust Him and His plan.

## INSTRUCTIONS:

1. **Ask:** What do you think the new heaven and earth will be like?
2. **Say:** The Bible teaches us that someday, Jesus will make all things new. Even though the world we live in can sometimes be sad or scary, Jesus promises us that we can trust Him and His future plan.
3. **Say:** Let's play a hopscotch game to help us remember what the new heaven and earth will be like. Here's how we'll play: We'll take turns tossing this beanbag, and wherever it lands, we'll hop to that spot. I'll help you read what the card says, and each square will tell us something really cool about the new heaven and earth.
4. *Lead the kids to take turns playing hopscotch. Help them to read the cards that they land on and celebrate what the new heaven and earth will be like.*
5. **Ask:** What makes you most excited when you hear about the new heaven and earth?



## ACTIVITY WRAP-UP:

We learned about some amazing things that will happen in the new heaven and earth. Jesus promises us no more tears, peace forever, and that He will be in charge of everything!



# Jesus Returns craft



## What you need:

Template pages (use card for best results)

Colouring equipment

Scissors


Glue

(Optional - knife for adult use)



<https://youtu.be/4LvRj190Ulo>

## What to do:



Colour the template pages.



Cut out the parts.

Adult: Cut the dashed line.



Fold and glue handle.

Glue onto back of horse.  
Insert through the slit.



# CLOUDY EARTH

## SUPPLIES:

Printable page, coloring supplies, cotton balls (4 per kid), glue

## PREP:

Print the printable page on cardstock (1 per kid).



## INSTRUCTIONS:

1. **Say:** One day, Jesus will make all things new! Isn't that amazing? When we trust and believe in Jesus, we can live with God forever.
2. **Say:** Use your imagination and color and draw what you think the new world will look and be like!
3. *Pass out the printable page and coloring supplies to kids.*
4. *Lead kids to color the page.*
5. *Help place dabs of glue onto their papers and pass out the cotton balls for kids to press the cotton balls onto the glue to make clouds.*
6. *Write the kid's name on their craft and set it aside for parent pick up.*

## DISCUSSION QUESTIONS (TO BE USED AS KIDS ARE WORKING):

- What are some things that are sad about our world right now?
- How is Jesus going to fix those things?
- What are some things we can look forward to in the new world?
- If Jesus came back today, how would you want to greet Him?



## PRAY TOGETHER:

Dear Jesus, help us trust You on the hard days and remember that You will make all things new. Thank You for this good and kind promise! Amen!





# JESUS' KINGDOM

## SUPPLIES:

Blocks

## PREP:

None



## INSTRUCTIONS:

1. **Say:** Jesus will make all things new one day! There will be no more hard things or sad things... only happy things.
2. **Say:** I have some blocks. Let's work together to build a city to show what we think Jesus' kingdom on the new earth might look like. I bet it'll be the most amazing city ever!
3. *Lead the kids to create Jesus' kingdom with blocks together, using their imaginations.*
4. *If you have enough kids for two groups, consider dividing into two groups.*

## DISCUSSION QUESTIONS (TO BE USED AS KIDS ARE WORKING):

- What are some things that are sad about our world right now?
- How is Jesus going to fix those things?
- What are some things we can look forward to in the new world?
- If Jesus came back today, how would you want to greet Him?



## PRAY TOGETHER:

Dear Jesus, help us trust You on the hard days and remember that You will make all things new. Thank You for this good and kind promise! Amen!



## BIG QUESTION

Who is always in control?  
God is!

## BONUS SCRIPT:

*Preschoolers learn best through repetition. Use the script below to review the story at any opportunity. You could review the story while kids play in centers, while they work on their craft, during snack time, or while waiting for parents.*

**Say:** John was sent to a deserted island as a punishment for sharing about Jesus. There, an angel of God appeared to him and showed him what would happen in the future. John was told to write it all down as he was shown how Jesus would return and God's new heaven and new earth. Because of Jesus, we can have eternal life with God in heaven.