

ACTIVITY KEY

8:30 and 11:00 am hours:  
Green Check Marks

9:40 am hour:  
Red Check Marks





## ISRAEL'S FIRST KING

**BIBLE PASSAGE** 1 SAMUEL 8:1-9; 13:1-14; 15:10-29

**Summary:** King Saul was chosen to lead the Israelites. When Saul led the Israelites into battle against the Philistines, he became frightened and disobeyed God. King Saul viewed himself as the ultimate authority in Israel, and this upset God. Samuel, one of God's judges, tried to help Saul and the Israelites, but Saul still didn't listen. Because he disobeyed God and forgot that God is the one true King, Saul had to face consequences and his time as king came to an end.

**Today's Brite Idea is: God is the one true King.**



**MONTHLY**  
*Memory Verse*

*He is the King of glory!*  
**(PSALM 24:10)**



**BIG QUESTION**

Who is the King of everything? God is!



## LEADER TRAINING: RESPONDING VS. REACTING

As we work with kids, we will encounter behaviors that are difficult. Rather than reacting to a kid's behavior, think ahead of how you will respond. Attempt using curiosity to identify the need. Remember, their behavior is a form of communication. While they may not be using their words, they are communicating something to you. Respond with a calm and playful manner. Use your "fun" voice and redirect their behavior. Ask questions to identify the issue or help them focus their attention on something else. Instead of singling them out, sit down next to them and join in the activity they are doing. This signals that you want to share fun experiences and encourage them to enjoy the experience of your group. Lead by example by starting the time off with fun and clear expectations. Greet each kid with excitement with a high five or fist bump as they enter your space. Easily have the toys and activities accessible for them to engage with.

## NAVIGATING A BROKEN WORLD: ARROGANCE

Current research indicates that narcissistic traits are potentially increasing in younger generations.\* Arrogance is rampant in our culture, which promotes attitudes of "be your best self" and "look out for number one." In today's lesson, kids will learn how Saul's arrogance led him to do things his way instead of God's way. As situations come up where a preschooler may be prideful, share how God's way is always best. Encourage them to think of people they know who show humility and kindness instead of arrogance. Share how preschoolers can worship God and live their lives to glorify Him.

### PRESCHOOL GLOSSARY:

**Obedience:** following what God says to do

**Offering:** something given to God as an act of worship

**Judge:** leader of Israel

\*For more resources on this topic, check out: <https://pin.it/1jzOIHe8X>



# PASS THE CROWN

## SUPPLIES:

Crown, music player, kids' upbeat worship song

## PREP:

Select a song and have it ready on a music player.

## ADAPTATION FOR DIFFERENT LEARNERS:

For kids who are hard of hearing, provide a visual cue or have them sit next to the leader for closeness to sound and/or prompting.

## ACTIVITY INTRO:



Welcome, everyone! My name is \_\_\_\_\_. Can you each tell us your name? *Welcome each kid by name and welcome any new kids to the group.*

## INSTRUCTIONS:

1. **Ask:** Do you know who wears a crown? That's right! A king wears a crown. We will play a game called "Pass the Crown."
2. *Have kids sit in a circle on the floor.*
3. **Say:** I will play a song, and as the music plays we will pass the crown around our circle. When the music stops, whoever is holding the crown will jump up and share their favorite color.
4. *Play and pause the song helping kids to pass the crown around the circle.*
5. **Ask:** Do you know who is the King of everything?



## ACTIVITY WRAP-UP:

I loved playing this game with you! Today we will learn about how God is the one true King! Everyone point up to the sky and say, "God is King!"



# BUILD A CASTLE

## SUPPLIES:

Building Blocks

## PREP:

None

## ACTIVITY INTRO:

Welcome, everyone! My name is \_\_\_\_\_. Can you each tell us your name? *Welcome each kid by name and welcome any new kids to the group.*

## INSTRUCTIONS:

1. **Say:** Today we will learn about how God is King! We will work together to build a castle with the building blocks.
2. *Have kids work together to make a castle. If you have a large group, divide the kids into smaller groups and provide them with a handful of building blocks.*
3. *While kids are building the castle ask questions about their week.*
4. **Ask:** What is your favorite part of the castle?



## ACTIVITY WRAP-UP:

In today's Bible story we will learn about how God is the King of everything. God is greater than any king who may live in a castle. God loves you and me and is the one true King!

## INTRO:

*Play Countdown Video and guide kids to sit together for large group teaching time.*

## WELCOME:

**Say:** Welcome everyone! I'm so happy you are here today. Let's review what we learned last week.

## RECAP FROM *Last Week*

**Say:** Last week we learned about Samson, whom God used to help save the Israelites. Samson was given incredible strength by God.

*Show teaching illustration: Samson and the Pillars (06).*

**Say:** Today, we will learn a true story from the Bible about Israel's very first king.

**Say:** Let's take a look at this month's Big Question. Can you help me do a drumroll? Ready? 1, 2, 3 drumroll!

## ? BIG QUESTION

*Show the Big Question Teaching Image.*

**Say:** Who is the King of everything? We'll find out more about this question in today's Bible story!



## PLAY FIND IT IN THE *Bible Song*

*Play the "Find It in the Bible" song.*

*Hold up a Bible.*

**Say:** Who can tell me the name of this book? *Allow kids to respond.*

**Say:** Yes! This book is called the Bible. The Bible is the most important book of all. The Bible is full of true stories about how God takes care of His people and loves them. Today we will hear a story from the Old Testament in the book of 1 Samuel. The Old Testament is filled with lots of stories about the very beginning, God's creation and God's people.

## SUPPLIES:

Bible, teaching slides, teaching pictures (printed/shown from teaching slides), video player, music player, crown

## PREP:

None

## LEADER TIP:

Play the Countdown Video and the transition cue for Bible Teaching Time. When kids hear the countdown, have them help clean up and move to where you will be teaching them the Bible story.

## ISRAEL'S FIRST KING

**(1 SAMUEL 8:1-9; 13:1-14; 15:10-29)**

**Say:** All of the people of Israel continued to turn away from God and try to do things their way. The **judge** who was leading them was named Samuel. They asked Samuel for a new leader, a king, so they could be like all the other nations.

**Say:** When Samuel found this out, he prayed to God to show him what to do next. *Put your hands together for prayer.* God told Samuel to give the people an earthly king. But God warned that the way earthly kings treated people would not be what the people really wanted.

**Say:** Let's do a drumroll! *Drum your hands on your legs or the ground to create a drumroll.* The very first king of Israel was named Saul! *Place the crown on your head.* King Saul was a good king at first. Everyone give a thumbs up. He led the Israelites into battle and had victory over the Philistines.

*Show teaching illustration: King Saul (Image 07).*

**Say:** But then the Philistines got angry and gathered together an even bigger and better army. The Israelite soldiers were scared! King Saul tried to do things his way and stayed to fight against the Philistines. Everyone give a thumbs down. The few soldiers who stayed with him trembled in fear. Stand up and wiggle your knees, wiggle your arms, wiggle your shoulders. Great job! Now sit back down as fast as you can.

**Say:** The soldiers were so scared, their bodies were shaking kind of like how you were wiggling. Then, Samuel had special instructions for King Saul and told him to wait for seven days. Count with me! 1, 2, 3, 4, 5, 6, 7. Samuel promised to come on the seventh day and offer a burnt **offering** to God to ask for help in the battle. That's good! Everyone give a thumbs up. Saul waited seven days...1, 2, 3, 4, 5, 6, 7. Samuel had not come yet! King Saul decided to do things his own way and gave his own **offering** to God. Oh no, that isn't good. Everyone give a thumbs down. As he finished, Samuel showed up.

*Show teaching illustration: Saul Disobeying (Image 08).*

**Say:** "What have you done?" asked Samuel. Samuel told King Saul he had not obeyed God and now would not be the king anymore. God had found a man to be the new ruler of the Israelites who followed God's ways.



## POINT TO JESUS:

**Say:** King Saul did things his own way instead of following God's way. Only God is the one true King. We all try to do things our own way—we all sin. Sin is anything we think, say or do that disobeys God. God sent Jesus to die on the cross for our sins so we may be forgiven and live with God forever.

**Say:** Let's close in prayer as we wrap up our Bible story time together. Reach your hands up really high.

*Reach hands up high.*

**Say:** Now clap them together like this.

*Clap hands together.*

**Say:** Let's pray.

**Pray:** Dear God, thank You for being the one true King. Help us to follow You and Your ways each day. Amen.





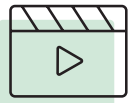
## BIG QUESTION

**Say:** Now it's time to answer our Big Question. Can you all help me do a drumroll?  
Ready? 1, 2, 3... drumroll!

*Show the Big Question Teaching Image.*

**Say:** Who is the King of everything? God is!

**Say:** That's right! The Bible teaches us that God is the ruler of everything. He is the King of Kings!



### VERSE VIDEO

*Play Memory Verse  
Motion Video after the  
verse is read.*

#### MEMORY VERSE MOTIONS:

*Help kids recite and retain the memory verse by teaching it with motions. Before you teach the verse, be sure to explain what it means.*

- He is (point up to the sky)
- the King (put hands on the side of the forehead, like a crown)
- of glory. (reach arms out over your head bringing them down to your side)
- Psalm 24:10 (open hands like opening a book)



### MONTHLY

### Memory Verse

*He is the King of Glory.*

**(PSALM 24:10)**



## REVIEW:

**Say:** It's been so great being with you today, friends! Before we end our teaching time, let's review what we have learned. Let's all point up really high and say, "God is King."

*Have the kids point up and say, "God is King."*

**Say:** Now let's reach our hands out to the side and say, "We can follow God."

*Have the kids reach out and say, "We can follow God."*

**Say:** Now let's point to ourselves and say, "I can follow God."

*Have the kids point to themselves and say, "I can follow God."*



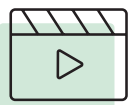
God is King.



We can follow God.



I can follow God.



\* Consider showing the Bible Review Video as kids eat snack, are waiting for pick-up, or another time that fits your church's schedule.

# Paper Crown





# STORY MAP

## SUPPLIES:

Printable page, coloring supplies, Take-Home page

## PREP:

Print the printable page (1 per kid).



## ADAPTATION FOR DIFFERENT LEARNERS:

Active learners can struggle with seat work. Allow for standing at the table while completing the task and provide additional praise for staying in their personal space while working.



## INSTRUCTIONS:

1. **Say:** Today we learned about the very first king of Israel. His name was Saul, but Saul didn't always listen or follow God. Our printable page will help us remember each part of the Bible story.
2. *Pass out the printable page and coloring supplies.*
3. *Lead kids to color the story map and trace the letters.*
4. **Ask:** Why do you think Saul didn't listen to God? Do you think you would have listened to God even if you had to wait?
5. **Ask:** Why is it important to follow God's way and not our own way?
6. *Write the kid's name on their paper and set aside for parent pick up.*
7. **Ask:** Who is the one true King?

## DISCUSSION QUESTIONS:

- Who is the King of everything?
- Did King Saul follow God?
- Why is it important to obey God?
- Why did God pick another person to be king?



## PRAY TOGETHER:

Dear God, thank You for being the one true King. Help us to remember this truth and to always follow Your ways even when it's hard. We love You. Amen.



## DAVID IS CHOSEN

BIBLE PASSAGE **1 SAMUEL 16**

**Summary:** After Saul was rejected as king of Israel, God sent Samuel to Bethlehem, to the house of Jesse, to anoint one of his sons. Seven of Jesse's sons passed before Samuel, but God said no to each of them. Jesse brought in David, his youngest son. God told Samuel that David was the next king of Israel.

**Today's Brite Idea is:** ~~God sees our hearts.~~



MONTHLY  
*Memory Verse*

*He is the King of glory!*  
**(PSALM 24:10)**



**BIG QUESTION**

Who is the King of  
everything? God is!



## LEADER TRAINING: BIG EMOTIONS

Preschoolers may appear to be overreacting to a situation, but don't assume you know the whole story. Their reaction could be a response to events that happened before they arrived. Show kids that you believe in them. Assure an upset kid that they are okay. Ask them if there's anything they want to tell you. Share how you are sad to see them upset and want to help them still have a fun time with the group. Preschoolers often will express their feelings but not be able to name them. Help provide words for how they might be feeling to identify how they could feel better. If they're crying, say, "It seems like you're sad. What is making you cry?" Or if they kick a chair, say, "It looks like you're angry because you kicked the chair." This will help them identify the emotions they are feeling. From there, work together on how a kid might rejoin the group. Offer to participate in an activity with them or for them to be your special helper for the day. By showing grace for the big emotions, preschoolers will learn to trust you with their feelings.

## NAVIGATING A BROKEN WORLD: APPEARANCES

As many as two-thirds of parents of preteens and teenagers indicate their kids worry about their appearance.\* These concerns seem to be aging down as even girls in younger elementary are watching videos about skincare, fashion and hairstyles. Boys also struggle with self-image and wanting to wear the right clothes and shoes. Our culture is very focused on outward appearance, which makes today's story very countercultural. Preschoolers may have older siblings who are very focused on appearance and influence their desire to wear certain types of clothes or shoes. Kids will learn how God doesn't focus on what the world sees; rather, He focuses on our hearts. Model this in your group by being cautious about choosing not to focus on shoes, clothing, etc. within your group. Help every kid feel like they belong, no matter what they wear. Encourage preschoolers to always welcome one another into your group.

### PRESCHOOL GLOSSARY:

**Anoint:** to choose and set apart

**Faithfulness:** loyalty, no matter what

**Judge:** leader of Israel

\*For more resources on this topic, check out: <https://pin.it/t9sZOL6dV>



# NO, NO, KING

## SUPPLIES:

None

## PREP:

None

## ADAPTATION FOR DIFFERENT LEARNERS:

For kids with mobility needs, allow extra space and time for specialized equipment or let them choose a familiar friend to assist.

## ACTIVITY INTRO:

Welcome, everyone! My name is \_\_\_\_\_. Can you each tell us your name? *Welcome each kid by name and welcome any new kids to the group.*

## INSTRUCTIONS:

1. **Say:** Let's play "No, No, King!"
2. *Have kids sit in a circle. One kid is "it" and walks around the circle, tapping each kid on the head and saying "no" or "king".*
3. *When a kid is called "king," they stand up and chase the kid who was "it."*
4. *The kid who was "it" tries to run around the circle and sit in the space left by the "king."*
5. *If the kid who was "it" makes it back to their space without being caught, the "king" becomes it for the next round.*
6. *If the "king" catches the kid who was "it," the "king" returns to their space, and the kid who was "it" restarts the round.*
7. *Choose someone to be "it." Pause and make sure you say their names, and have kids repeat the name of who you chose to be "it."*
8. *Play a few rounds of the game, allowing everyone to have a chance.*
9. **Ask:** How did it feel when you were picked?



## ACTIVITY WRAP-UP:

Sometimes being picked can be random, and so much fun! We all have a chance to be chosen for something. In today's Bible story we will learn about the most unlikely person who was picked for a big job...to be king!



# JESUS LOVES ME

**SUPPLIES:**

None

**PREP:**

None

**ACTIVITY INTRO:**

Welcome, everyone! My name is \_\_\_\_\_. Can you each tell us your name? *Welcome each kid by name and welcome any new kids to the group.*

**INSTRUCTIONS:**

1. **Say:** Jesus loves us so much! Would you help me sing about it?
2. **Say:** Let's sing "Jesus Loves Me" together! Clap along to the song and sing with me.  
Jesus loves me, this I know,  
for the Bible tells me so.  
Little ones to Him belong;  
they are weak, but He is strong.  
Yes, Jesus loves me! Yes, Jesus loves me!  
Yes, Jesus loves me! The Bible tells me so.
3. **Say:** Great job everyone! Let's sing that again!
4. *Repeat singing the song with the kids.*
5. **Ask:** Who loves you?

**ACTIVITY WRAP-UP:**

Jesus loves us so much. Today we will learn about God's love and how He looks at our hearts.



## INTRO:

Play Countdown Video and guide kids to sit together for large group teaching time.

## WELCOME:

**Say:** Welcome, everyone! I'm so excited to teach you today's Bible story. Are you ready to learn about another king? Let's jump in and review what we learned last week first!

## RECAP FROM *Last Week*

**Say:** Last week we learned about Israel's first king named Saul. Saul tried to do things his own way and not God's way. *Show teaching illustration: King Saul (Image 06).*

**Say:** Today, we will learn a true story from the Bible about the new king God had chosen to rule over Israel.

**Say:** Let's take a look at this month's Big Question. Can you help me do a drumroll? Ready? 1, 2, 3 drumroll!



## BIG QUESTION

*Show the Big Question Teaching Image.*

**Say:** Who is the King of everything? We'll find out more about this question in today's Bible story!



## PLAY FIND IT IN THE *Bible Song*

*Play the "Find It in the Bible" song.*

*Hold up a Bible.*

**Say:** Who can tell me the name of this book? *Allow kids to respond.*

**Say:** Yes! This book is called the Bible. The Bible is the most important book of all. The Bible is full of true stories about how God takes care of His people and loves them. Today we will hear a story from the Old Testament in the book of 1 Samuel. The Old Testament is filled with lots of stories about the very beginning, God's creation and God's people.

## SUPPLIES:

Bible, teaching slides, teaching pictures (printed/shown from teaching slides), video player, music player, 3 gift bags ranging from big to small, printable page

## PREP:

Print the printable page and put it into the smallest size gift bag. Set out the gift bags in order from biggest to smallest.

## LEADER TIP:

Build anticipation by shaking the bag, listening to it and slowly peeking inside to see if anything is there. If time allows, have a kid come up and peek inside the gift bag and then show the rest of the group.

## DAVID IS CHOSEN

### (1 SAMUEL 16)

**Say:** Who loves playing games? I know I do! We have three gift bags ranging from big to small. We'll see which one has the clue for today's Bible story!

**Say:** There was a **judge** named Samuel whom God used to find the next king of Israel. The very first king, Saul, messed up and disobeyed God. God told Samuel to find a new king who followed God's ways.

**Say:** As many people gathered together in the town of Bethlehem, Jesse's sons were among them. *Use a whisper voice.* The next king was one of Jesse's sons! Samuel met Jesse's oldest son, Eliab. Samuel thought, "This must be the one God has chosen to be king!" Let's look inside the biggest gift bag! *Hold up the gift bag and shake it. Peek into the gift bag. Flip it upside down to show nothing is inside.*

**Say:** Nothing is in this bag! God didn't choose Eliab to be the king. God said, "Do not look at what he looks like or how tall he is. He isn't the one I have chosen. People look at what they look like on the outside, but God looks at the heart."

**Say:** Jesse's second oldest son and then third oldest son both came forward. *Hold up the medium-sized gift bag for everyone to see. Shake it and pretend like you're listening to what's inside. Peek inside and then flip it upside down to show it's empty.* But God didn't choose either of them. After every one of Jesse's sons had been presented to Samuel, Samuel asked if there were any other sons.

*Show teaching illustration: Choosing the New King (Image 07).*

**Say:** Jesse had one more son, David. David was the youngest. He was out watching sheep. What sound does a sheep make? *Allow the kids to respond.* Baaa! As David came to see Samuel, God said, "Rise and **anoint** him. This is my chosen one."

*Show teaching illustration: David is Chosen (Image 08).*

**Say:** *Hold up the smallest gift bag. Peak inside and pull out the picture of the crown.* David was chosen as the next king of Israel! Though chosen, he wasn't king just yet. King Saul was still the king for now. But soon it would be David's turn!





**Say:** Until it was David's turn to be king, David helped King Saul. He lived in the king's palace and played a harp for Saul when Saul would get worried and needed help calming down. He fought the big Philistine giant, Goliath, for King Saul and helped them have victory. He even became best friends with Jonathan, King Saul's son.

**Say:** But even with David's **faithfulness**, King Saul became jealous of David. He knew God had chosen David to be the next king. King Saul even tried to hurt David and get rid of him. Then one day, King Saul died in battle. It was David's turn to be the king of Israel. God kept His promise and David was the new chosen king of Israel!

## POINT TO JESUS:

**Say:** This Bible story teaches us that God chose us and loves us. God did not choose us because of how we look or how smart or strong we are. We can't do anything to earn God's love. God just loves us! God shows us the most important thing is believing in Jesus and trusting in Him.

**Say:** Let's close in prayer as we wrap up our Bible story time together. Reach your hands up really high.

*Reach hands up high.*

**Say:** Now clap them together like this.

*Clap hands together.*

**Say:** Let's pray.

**Pray:** Dear God, thank You for today's Bible story. Help us to follow You and trust You as we live our lives. Amen.



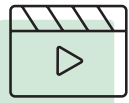
## BIG QUESTION

**Say:** Now it's time to answer our Big Question. Can you all help me do a drumroll?  
Ready? 1, 2, 3... drumroll!

*Show the Big Question Teaching Image.*

**Say:** Who is the King of everything? God is!

**Say:** That's right! The Bible teaches us that while there were earthly kings, God is the only true King. God is the King of everything!



### VERSE VIDEO

*Play Memory Verse  
Motion Video after the  
verse is read.*

#### MEMORY VERSE MOTIONS:

*Help kids recite and retain the memory verse by teaching it with motions. Before you teach the verse, be sure to explain what it means.*

- He is (point up to the sky)
- the King (put hands on the side of the forehead, like a crown)
- of glory. (reach arms out over your head bringing them down to your side)
- Psalm 24:10 (open hands like opening a book)



### MONTHLY Memory Verse

*He is the King of Glory.*

**(PSALM 24:10)**



## REVIEW:

**Say:** It's been so great being with you today, friends! Before we end our teaching time, let's review what we have learned. Let's all point up really high and say, "God knows everyone's hearts."

*Have the kids point up and say, "God knows everyone's hearts."*

**Say:** Now let's reach our hands out to the side and say, "God knows our hearts."

*Have the kids reach out and say, "God knows our hearts."*

**Say:** Now let's point to ourselves and say, "God knows my heart."

*Have the kids point to themselves and say, "God knows my heart."*



God knows everyone's hearts.



God knows our hearts.



God knows my heart.



\* Consider showing the Bible Review Video as kids eat snack, are waiting for pick-up, or another time that fits your church's schedule.


# Fluffy Sheep Craft

What you need:

- Copy of sheep colouring page
- Colour pencils/crayons
- Glue
- Cotton wool




What to do:




Colour in the page



Pull apart the cotton wool



Glue on to sheep





# HEART THUMBPRINTS

## SUPPLIES:

Butcher paper, scissors (prep), stamp pads, baby wipes, coloring supplies

## PREP:

Cut a large piece of butcher paper.



## LEADER TIP:

If you have a mixed age range, provide heart stamps or heart stickers for younger kids to participate in the activity.



## INSTRUCTIONS:

1. **Say:** Today we learned about a man named David. He was chosen as the next king of Israel!
2. **Ask:** Why did God choose David to be the new king?
3. **Say:** Let's make heart thumbprints to remember that God looks at our hearts.
4. *Demonstrate how to press two thumbprints onto the butcher paper together to form a heart shape.*
5. **Ask:** Why does God look at our hearts?

## DISCUSSION QUESTIONS:

- Why was David chosen as the new king?
- What made David set apart from all of his brothers?
- Why are our hearts important to God?
- Who is the King of everything?



## PRAY TOGETHER:

Dear God, help us to trust You with our hearts. Thank You for loving us so much. Help us to share about Your love with others. Amen.





## DAVID AND THE ARK

**BIBLE PASSAGE** 2 SAMUEL 5-6

**Summary:** God gave King David great victories. He decided to bring back the ark of the covenant. He and the people had a great celebration, worshiping God along the way. David's wife, Michal, saw David dancing and worshiping, and she was angry. She ridiculed him for being an embarrassment, but David responded that he was willing to look even more foolish for God. Worshiping God was more important than what people thought.

**Today's Brite Idea is: God is worthy of worship.**



**MONTHLY**  
*Memory Verse*

*He is the King of glory!*  
**(PSALM 24:10)**



**BIG QUESTION**

Who is the King of everything? God is!





## LEADER TRAINING: REMEMBER, IT'S NOT ABOUT YOU

When a preschooler responds negatively, it's easy to take it personally. This can cause leaders to become frustrated and respond in ways that are not helpful and may even escalate the kid's behavior. One way to stay calm during a tough situation is to check your breathing. Before responding, take a few deep breaths. This is a helpful approach to help a kid calm down as well. Another way to stay calm is to pray. Ask God for patience, wisdom and compassion for the kid or situation. Last, consider how the behavior may teach you something about how you might help the kid. If we approach kids with the posture of them needing help, we will tend to approach them in a more compassionate and empathetic way.

## NAVIGATING A BROKEN WORLD: FITTING IN

A study by researchers at Duke University showed kids begin to prioritize fitting in with the crowd as early as age three.\* Most kids have a natural desire to be liked and accepted by their peer group. This desire can be a driving force for kids' decisions, for good and for bad. Some kids view being "different" as a negative thing and go out of their way to blend in. You may have kids in your group who say they don't want to do an activity or that it's too "baby-like." Usually, that attitude is a reflection of a desire to fit in. In today's lesson, kids will learn how David's own wife made fun of him for his expressive worship of God. You can help kids in your group by creating a space where everyone feels they belong and where they can build relationships with other kids who love Jesus.

\*For more resources on this topic, check out: <https://pin.it/12tuQSyB1>

### PRESCHOOL GLOSSARY:

**Ark of the Covenant:**

a golden box that carries the tablets the Ten Commandments were written on

**Victory:** to win

**Worthy:** to deserve something



# COPY THE RHYTHM

## SUPPLIES:

None

## PREP:

None



## ADAPTATION FOR DIFFERENT LEARNERS:

For kids with hearing and vision needs, place them close to the leader modeling the movements.



## ACTIVITY INTRO:

Welcome, everyone! My name is \_\_\_\_\_. Can you each tell us your name? *Welcome each kid by name and welcome any new kids to the group.*

## INSTRUCTIONS:

1. *Gather kids to sit down in a circle.*
2. **Say:** Today we will learn about how we can worship God! One way we can worship God is through music. Copy the rhythm I make.
3. *Make up a rhythm such as patting your head once, knees twice, and then your shoulders once. Lead kids to copy and follow you.*
4. *Repeat as you make up different rhythms for kids to follow.*
5. *If you need it to be more challenging, have other kids take the lead and make up their own rhythm for everyone else to copy.*
6. **Ask:** What is your favorite way to worship God?



## ACTIVITY WRAP-UP:

We will learn more about how we can praise God all the time. I loved hearing all the ways you like to worship God! Let's pay close attention in our Bible story about how God is worthy of our worship.



## JOYFUL NOISE

**SUPPLIES:**

Memory Verse Song, music player, scarves (1 per kid)

**PREP:**

None

**ACTIVITY INTRO:**

The Bible teaches us true stories about God. Today we learned that King David knew God was worthy of worship, and we can know that God is worthy of our worship too.

**INSTRUCTIONS:**

1. **Say:** Let's worship and make a joyful noise to God. He loves to hear our worship. When we sing our Memory Verse Song we are worshiping God.
2. *Pass out a scarf to each kid.*
3. *Play the Memory Verse Song a couple of times as kids sing and move their scarves to it.*
4. **Ask:** Who is worthy of our worship?

**ACTIVITY WRAP-UP:**

I love worshiping God with you! We can worship God together at church and when we're at home. This week, see if you can worship God every day!

## INTRO:

Play Countdown Video and guide kids to sit together for large group teaching time.

## WELCOME:

**Say:** Welcome, everyone! We will learn more about King David today. Let's review what we have learned so far.

## RECAP FROM *Last Week*

**Say:** First, we learned about the very first king of Israel named Saul. Saul did things his own way and did not follow God's way. He was warned God would pick a new king. Show teaching illustration: King Saul (Image 06).

**Say:** Next, we learned about who God chose to be the new king. David! David was the youngest of his brothers. God chose him because of his heart for God and did not look at outward appearances. Show teaching illustration: David is Chosen (Image 07).

**Say:** Today, we will learn a true story from the Bible about King David and how he continued to worship God and lead the Israelites.

**Say:** Let's take a look at this month's Big Question. Can you help me do a drumroll? Ready? 1, 2, 3 drumroll!



## BIG QUESTION

Show the Big Question Teaching Image.

**Say:** Who is the King of everything? We'll find out more about this question in today's Bible story!



## PLAY FIND IT IN THE *Bible Song*

Play the "Find It in the Bible" song.

Hold up a Bible.

**Say:** Who can tell me the name of this book?  
Allow kids to respond.

## SUPPLIES:

Bible, teaching slides, teaching pictures (printed/shown from teaching slides), video player, music player, upbeat kids' worship song, musical instruments (1 per kid), box, (2) pool noodles, tape

## PREP:

Tape the box to the top of two pool noodles.

## LEADER TIP:

To make the ark of the covenant look more realistic, consider spray painting the pool noodles and the box with gold spray paint.



(CONTINUED) →

**Say:** Yes! This book is called the Bible. The Bible is the most important book of all. The Bible is full of true stories about how God takes care of His people and loves them. Today we will hear a story from the Old Testament in the book of 2 Samuel. The Old Testament is filled with lots of stories about the very beginning, God's creation and God's people.

## **DAVID AND THE ARK**

### **(2 SAMUEL 5-6)**

**Say:** David was the new king of Israel! Everyone shout, hooray! *Cheer and clap along with the kids.* As the new king, David became greater and greater, for God was with him. He won **victory** in battles against the Israelites' enemies.  
*Show teaching illustration: King David (Image 08).*

**Say:** David decided to bring something really special back to where it belonged. This was the **ark of the covenant** of the Lord. *Point to the **ark of the covenant** prop.* The ark was very special and important. It was a large, gold-covered wooden box with two golden poles. It held the stone tablets and reminded everyone God was with them.

**Say:** The **ark of the covenant** had been taken by enemies and was not returned to where it belonged. David wanted to fix this. The ark was carefully placed on a new cart to be moved to the city of David. With great celebration, the ark was successfully moved back to the Israelites!  
*Show teaching illustration: The Ark (Image 09).*

**Say:** This was very special for the Israelites. They were all filled with joy and worshiped God! David even danced and leaped as he worshiped God. His wife, Michal, did not like how he looked and made fun of him. But David said to Michal that worshiping God is the most important! David said, "I will always worship and celebrate Him! I don't care how I look when I praise God for what He has done for me."

*Pass out musical instruments and play an upbeat kids' worship song. Encourage kids to stand up and praise and worship God as God is worthy of their worship.*



## POINT TO JESUS:

**Say:** King David knew God was worthy of worship. God is worthy of our worship each day. God sent Jesus to take the place for our sins so we may be close with God forever when we believe in Him. He deserves our praise!

**Say:** Let's close in prayer as we wrap up our Bible story time together. Reach your hands up really high.

*Reach hands up high.*

**Say:** Now clap them together like this.

*Clap hands together.*

**Say:** Let's pray.

**Pray:** Dear God, You are worthy of our praise and worship. Help us to remember Your goodness each day. Amen.



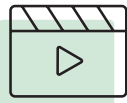
## BIG QUESTION

**Say:** Now it's time to answer our Big Question. Can you all help me do a drumroll?  
Ready? 1, 2, 3... drumroll!

*Show the Big Question Teaching Image.*

**Say:** Who is the King of everything? God is!

**Say:** That's right! The Bible teaches us that God is the King of all things. God deserves our worship and we can praise Him as the King of Kings!



### VERSE VIDEO

*Play Memory Verse  
Motion Video after the  
verse is read.*

#### MEMORY VERSE MOTIONS:

*Help kids recite and retain the memory verse by teaching it with motions. Before you teach the verse, be sure to explain what it means.*

- He is (point up to the sky)
- the King (put hands on the side of the forehead, like a crown)
- of glory. (reach arms out over your head bringing them down to your side)
- Psalm 24:10 (open hands like opening a book)



### MONTHLY Memory Verse

*He is the King of Glory.*

**(PSALM 24:10)**



## REVIEW:

**Say:** It's been so great being with you today, friends! Before we end our teaching time, let's review what we have learned. Let's all point up really high and say, "God is worthy of worship."

*Have the kids point up and say, "God is worthy of worship."*

**Say:** Now let's reach our hands out to the side and say, "God is worthy of our worship."

*Have the kids reach out and say, "God is worthy of our worship."*

**Say:** Now let's point to ourselves and say, "God is worthy of my worship."

*Have the kids point to themselves and say, "God is worthy of my worship."*



God is worthy of worship.



God is worthy of our worship.



God is worthy of my worship.



\* Consider showing the Bible Review Video as kids eat snack, are waiting for pick-up, or another time that fits your church's schedule.





# WORSHIP MEGAPHONE

**SUPPLIES:**

Toilet paper rolls (1 per kid), stickers (5 per kid), coloring supplies, Take-Home page

**PREP:**

Print the Take-Home page (1 per kid).

**INSTRUCTIONS:**

1. **Say:** We will make a worship megaphone to remember that we can worship God each and every day! We can use this to worship God!
2. *Pass out a toilet paper roll, stickers and coloring supplies to each kid.*
3. *Help them decorate the craft roll as they like.*
4. *Once kids are done, lead kids in using their new megaphones and worshipping God with them.*
5. *Write the kid's name on their craft and set aside for parent pick up.*

**DISCUSSION QUESTIONS:**

- Who is worthy of our worship?
- How can we worship God?
- Do you have a favorite worship song?
- Is worshipping God important?

**PRAY TOGETHER:**

Dear God, thank You so much for giving us the Bible to teach us about worship. Help us to worship You, because You are worthy of our worship. Amen.

**ACTIVITY WRAP-UP:**

*Give each kid a Take-Home page. With remaining time, kids can play in centers or color the Take-Home page.*

Color and decorate paper with stickers



I will always  
worship and  
celebrate Him!



## GOD'S COVENANT WITH DAVID

BIBLE PASSAGE **2 SAMUEL 7**

**Summary:** Israel was finally at peace. David decided he should build a temple for God, but God told the prophet Nathan that David should not do it. God promised that David would have a son who would build the temple, but in an even greater promise, God said that One would come from David's family who would be the King forever. This One was the Savior God promised throughout the Old Testament. David

praised God for His goodness and faithfulness.

**Today's Brite Idea is: God promised a forever King.**



MONTHLY  
*Memory Verse*

*He is the King of glory!*  
**(PSALM 24:10)**



### BIG QUESTION

Who is the King of everything? God is!



## LEADER TRAINING: OUR WORDS ARE POWERFUL

The power of our words can build up or tear down. Our words have power to negatively affect a kid's self-esteem or to encourage them and build up their confidence. By being intentional with the words we use, we model how to use words to call out the positives in others instead of the negatives. Praise publicly and correct privately. Correction is best done when taking a kid aside instead of in front of the whole group. Look for ways to say, yes! Yes is a powerful word, especially for preschoolers. There are times when we must say no, but look for opportunities to respond with yes or use a positive response. Last, call out the good in each kid. Kids who have difficult behavior often only receive negative feedback wherever they go. Make a point to call out a positive from the day and say it aloud to them or to the adult who picks them up from your group.

## NAVIGATING A BROKEN WORLD: IS THE BIBLE RELEVANT?

More Americans (26%) believe the Bible is a book of man-made fables than believe the Bible can be taken literally (24%).\* Preschoolers may assume the Bible is like another fairy tale that is read to them. Help preschoolers know that the Bible is 100 percent true and is God's Word. Encourage preschoolers to ask questions about the Bible and point out how each Bible story teaches them something about who God is. Help them know how the Bible stories can impact their lives and help them to know and follow God.

### PRESCHOOL GLOSSARY:

**Ark of the Covenant:**

a golden box that carries the tablets the Ten Commandments were written on

**Temple:** a special place where people worship God

\*For more resources on this topic, check out: <https://pin.it/5ngKnsF5q>



# CHOOSE YOUR FAVORITE

## SUPPLIES:

None

## PREP:

None

## ACTIVITY INTRO:



Welcome, everyone! My name is \_\_\_\_\_. Can you each tell us your name? *Welcome each kid by name and welcome any new kids to the group.*

## INSTRUCTIONS:

- Say:** We will learn about some of everyone's favorite things! I will share two things, and you will choose which one is your favorite. If it's the first thing, stand up; if it's the second thing, sit down.
- Ask the following questions and have the kids stand up or sit down depending on their choice.*

### 3. **Choose Your Favorite:**

- |                        |    |                       |
|------------------------|----|-----------------------|
| • Blowing bubbles      | OR | coloring              |
| • Jumping              | OR | spinning              |
| • Singing              | OR | dancing               |
| • Running              | OR | swimming              |
| • Playing tag          | OR | hide and seek         |
| • Playing outside      | OR | inside                |
| • Warm weather         | OR | cold weather          |
| • Going down the slide | OR | playing on the swings |



## ACTIVITY WRAP-UP:

I love learning more about you and what some of your favorite things are. God made you special and loves you. Today we will learn more about how God chose to send a Savior. This Savior was a big promise God made. Let's learn more about this promise together.



# PRAYER TIME

## SUPPLIES:

Ball

## PREP:

None

## ADAPTATIONS FOR DIFFERENT LEARNERS:

Allow for extra time and cueing of ideas to support struggling learners.

## ACTIVITY INTRO:

Welcome, everyone! My name is \_\_\_\_\_. Can you each tell us your name? *Welcome each kid by name and welcome any new kids to the group.*

## INSTRUCTIONS:

1. *Gather kids to sit down in a circle.*
2. **Say:** In our story today we will learn more about King David. He prayed to God a lot! Some prayers were for help, while other prayers were to thank God and praise Him.
3. **Say:** As I roll this ball to each of you, share something that you would like our group to pray for. It could be for someone to know Jesus, for someone who is sick or to thank God for something!
4. *Roll the ball to each kid and encourage them to share their prayer requests. Afterward, lead the kids in a prayer over the different requests.*
5. *Example prayer: "Dear God, thank You for each kid who is here today. We pray for (insert prayer request). Amen."*
6. **Ask:** Who can you pray for this week?



## ACTIVITY WRAP-UP:

We have so many examples of people praying to God in the Bible! Let's find out why David prayed to God in today's Bible story!

## INTRO:

Play Countdown Video and guide kids to sit together for large group teaching time.

## WELCOME:

**Say:** Welcome, everyone! We will learn more about King David today. Let's review what we have learned so far.

## RECAP FROM *Last Week*

**Say:** First, we learned about the very first king of Israel named Saul. Saul did things his own way and did not follow God's way. He was warned God would pick a new king.  
*Show teaching illustration: King Saul (Image 06).*

**Say:** Next, we learned about who God chose to be the new king. David! David was the youngest of his brothers. God chose him because of his heart for God and did not look at outward appearances. *Show teaching illustration: David is Chosen (Image 07).*

**Say:** Then, we learned a true story from the Bible about King David and how he continued to worship God and lead the Israelites. *Show teaching illustration: King David (Image 08).*

**Say:** Today, we will learn a true story from the Bible about a special promise God made to David.

**Say:** Let's take a look at this month's Big Question. Can you help me do a drumroll? Ready? 1, 2, 3 drumroll!

## ? BIG QUESTION

*Show the Big Question Teaching Image.*

**Say:** Who is the King of everything? We'll find out more about this question in today's Bible story!



PLAY FIND IT IN THE  
*Bible Song*

*Play the "Find It in the Bible" song.*

*Hold up a Bible.*

**Say:** Who can tell me the name of this book?  
*Allow kids to respond.*

## SUPPLIES:

Bible, teaching slides, teaching pictures (printed/shown from teaching slides), video player, music player

## PREP:

None

## LEADER TIP:

Select different kids to help review the Bible stories from this month by holding up the printed Bible illustrations.



(CONTINUED) →

**Say:** Yes! This book is called the Bible. The Bible is the most important book of all. The Bible is full of true stories about how God takes care of His people and loves them. Today we will hear a story from the Old Testament in the book of 2 Samuel. The Old Testament is filled with lots of stories about the very beginning, God's creation and God's people.

## **GOD'S COVENANT WITH DAVID** **(2 SAMUEL 7)**

**Say:** David was the king of Israel. He had been a good king and God was always with him. David wanted to do something special for the **ark of the covenant**. Raise your hand if you remember what the **ark of the covenant** was from last week. *Allow kids to respond.*

**Say:** That's right! The **ark of the covenant** was a golden box that held the tablets the Ten Commandments were written on. This was very special and important to the Israelites.

**Say:** How could David live in a big, nice palace while this really special ark of God was in a tent? David wanted to change that! He told the prophet Nathan that he would build a **temple** for it.

**Say:** But God didn't agree. God told the prophet Nathan to tell David not to build the **temple**. Why? Because God had another plan! God always has a good plan. God told Nathan that David would have a son one day who would build the **temple** for God. God also promised one day He would send a forever King who would rule for all time. This King would come from David's own family!

*Show teaching illustration: David (Image 09).*

**Say:** Does anyone know who this forever King could be? *Allow kids to respond.* This forever King that God promised to send would be Jesus! Jump up on your feet and say, "Jesus" with me. Ready? 1, 2, 3...Jesus!

**Say:** David was amazed. When he was told this message from God David immediately prayed to Him. David did not think he or his family was worthy of all the things God had done for them. David praised God and worshiped Him! David said, "How great You are!" David knew God was faithful, greater than anything, and would keep His promise and send the forever King. *Show teaching illustration: David Praying (Image 10).*





## POINT TO JESUS:

**Say:** God promised to send the forever King, Jesus, to save everyone from their sins. God loves everyone so much, He had a plan to rescue us from our sins.

**Say:** Let's close in prayer as we wrap up our Bible story time together. Reach your hands up really high.

*Reach hands up high.*

**Say:** Now clap them together like this.

*Clap hands together.*

**Say:** Let's pray.

**Pray:** Dear God, Thank You for sending the forever King, Jesus! Help us to tell others about Your love for them and the Savior You sent to rescue them. Amen.



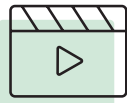
## BIG QUESTION

**Say:** Now it's time to answer our Big Question. Can you all help me do a drumroll?  
Ready? 1, 2, 3... drumroll!

*Show the Big Question Teaching Image.*

**Say:** Who is the King of everything? God is!

**Say:** That's right! The Bible teaches us that God sent Jesus, the forever King to rule for all of time. Nothing is greater than God!



### VERSE VIDEO

*Play Memory Verse  
Motion Video after the  
verse is read.*

#### MEMORY VERSE MOTIONS:

*Help kids recite and retain the memory verse by teaching it with motions. Before you teach the verse, be sure to explain what it means.*

- He is (point up to the sky)
- the King (put hands on the side of the forehead, like a crown)
- of glory. (reach arms out over your head bringing them down to your side)
- Psalm 24:10 (open hands like opening a book)



### MONTHLY

### Memory Verse

*He is the King of Glory.*

**(PSALM 24:10)**



## REVIEW:

**Say:** It's been so great being with you today, friends! Before we end our teaching time, let's review what we have learned. Let's all point up really high and say, "Jesus is the forever King."

*Have the kids point up and say, "Jesus is the forever King."*

**Say:** Now let's reach our hands out to the side and say, "Jesus is our forever King."

*Have the kids reach out and say, "Jesus is our forever King."*

**Say:** Now let's point to ourselves and say, "Jesus is my forever King."

*Have the kids point to themselves and say, "Jesus is my forever King."*



Jesus is the forever King.



Jesus is our forever King.



Jesus is my forever King.



\* Consider showing the Bible Review Video as kids eat snack, are waiting for pick-up, or another time that fits your church's schedule.



# GOD'S PROMISED KING

## SUPPLIES:

Printable page, coloring supplies, glue, tissue paper, scissors (prep)

## PREP:

Print the printable page onto cardstock (1 per kid). Cut the tissue paper into 2-inch x 2-inch squares (1 handful per kid).

## INSTRUCTIONS:

1. **Say:** God promised Jesus would come and be the forever King! God kept His promise and Jesus came, the Savior of the world.
2. *Pass out the printable page and coloring supplies to each kid. Encourage kids to color in their paper.*
3. *Place glue onto each kid's paper and show them how to put the tissue paper squares onto the paper.*
4. *Write the kid's name on their paper and set aside for parent pick up.*

## DISCUSSION QUESTIONS:

- Who is the forever King?
- What is your favorite way to worship God?
- Does God keep all His promises?
- Who can you tell about God this week?

## PRAY TOGETHER:

Dear God, thank You so much for the love that You show us. Thank You for teaching us about how You keep Your promises. Amen.



## PRAISE BANNER

### SUPPLIES:

Butcher paper, scissors (prep), coloring supplies, painter's tape

### PREP:

Cut a large piece of butcher paper. Write at the top of the butcher paper, "Who is the King of everything? God is!"

### ADAPTATIONS FOR DIFFERENT LEARNERS:

For active learners, provide a designated spot for them to sit or provide a chair within the circle for them to sit. This will allow for personal space.

### INSTRUCTIONS:

1. **Say:** We will make a praise banner to hang up in our space to remember that we can always worship God.
2. *Lay out the butcher paper and coloring supplies.*
3. *Encourage kids to color the paper together, trace their handprints, and draw pictures of them worshipping God.*

### DISCUSSION QUESTIONS:

- Who is the forever King?
- What is your favorite way to worship God?
- Does God keep all His promises?
- Who can you tell about God this week?

### PRAY TOGETHER:

Dear God, thank You so much for the love that You show us. Thank You for teaching us about how You keep Your promises. Amen.