

ACTIVITY KEY

8:30 and 11:00 am hours:  
Green Check Marks

9:40 am hour:  
Red Check Marks



One Service Sunday



## FOREVER KING

**BIBLE PASSAGE** MICAH 5:1-5

**Summary:** God sent prophets to warn the Israelites about their rebellion but also to tell them about a future Messiah. Micah told the Israelite leaders they were wrong for mistreating the poor and that their enemies would capture them. He also told them God was going to send a King who would rule forever and would be born in the town of Bethlehem. Bethlehem was not a prominent town, but it would be the birthplace of the Messiah. Micah's prophecy pointed toward Jesus coming to save the people from their sins.

**Today's Brite Idea is: God promised a Savior who would be King forever.**



### MONTHLY *Memory Verse*

*A Child is born, to us  
a Son is given.*

**(ISAIAH 9:6)**



### BIG QUESTION

Is God faithful in keeping His  
promises? Yes, God is!



## LEADER TRAINING: LEARNING STYLES

Preschoolers learn in so many different ways, and as leaders, it's important to engage all learning styles to help them understand and experience the truth of God's love. Some kids thrive through hands-on activities, others learn best by listening, while some need movement to stay focused and engaged. Visual learners connect with pictures and storytelling, while social learners grow through interaction and discussion. Consider how you can engage kids in multiple learning styles—movement, music, storytelling, crafts, and hands-on exploration. Being intentional about this creates an inclusive and engaging environment where all preschoolers can encounter the Gospel. Think about it: Jesus taught using stories, object lessons, and hands-on experiences—so let's follow His example when we engage kids!

## NAVIGATING A BROKEN WORLD: ETERNAL LIFE

33 percent of Americans surveyed believe in reincarnation. Roughly 25 percent do not believe in any kind of afterlife at all.\* Movies, shows and other media offer kids many differing views of what happens when we die. Kids may be confused about the truth as they see different things in media or are told that everyone goes to heaven or that someone will receive another life as a person or creature. Other prominent religions teach that salvation must be earned. Kids may be confused about what is true and what God says will happen. In this month's lessons, kids will learn that Jesus is our forever King who made a way for them to know they can live with God for eternity. Point preschoolers to the truth that Jesus is the only way to have eternal life. Though eternal life may seem hard for preschoolers to understand, start to help them build the foundation of the truth that Jesus can be their king forever.

### PRESCHOOL GLOSSARY:

**Prophet:** a person who gives God's messages to His people

**Messiah:** the promised Savior

\*For more resources on this topic, check out: <https://pin.it/5Ele6SoDq>



# PASS THE CROWN

## SUPPLIES:

Toy crown, Memory Verse Song, music player

## PREP:

None

## ADAPTATION FOR DIFFERENT LEARNERS:

For active learners, strategically place the kids in the circle next to a positive model. Remind kids of criss-cross applesauce or provide a chair if needed.

## ACTIVITY INTRO:

The Bible teaches us true stories about God. Today we learned God promised a forever King, Jesus!

## INSTRUCTIONS:

1. **Say:** Today we will play a fun game called Hot Potato, but instead of a potato, we will pass around a crown! This crown reminds us that Jesus is our forever King.
2. *Have the kids sit in a circle.*
3. **Say:** We will pass the crown around the circle. When the music stops, whoever is holding the crown will say, "Jesus is the forever King!"
4. *Practice saying "Jesus is the forever King" with the kids.*
5. *Start the game by giving the crown to one kid.*
6. *Play music as you say, "Pass the crown!" to get them started passing the crown around the circle.*
7. *Stop the music after a few seconds.*
8. **Ask:** Who has the crown? Whoever has it, have them hold the crown above their head. Let's all say together, "Jesus is the forever King!"
9. **Say:** Let's keep playing! Pass the crown again!
10. *Repeat the game several times, ensuring every kid has a chance to hold up the crown.*

## ACTIVITY WRAP-UP:

You all did a great job passing the crown and remembering that Jesus is our forever King. Just like we passed the crown, we can share the good news about Jesus with others! God promised a Savior who would be King forever. Let's give Jesus a big cheer: "Hooray for our forever King!"

## INTRO:

Play Countdown Video and guide kids to sit together for large group teaching time.

## WELCOME:

**Say:** Welcome everyone! My name is \_\_\_\_\_, and I'm so happy that you are here today!

## RECAP FROM *Last Week*

**Say:** Last week we learned about Esther who was chosen as the new queen. She was a Jew, and when an evil plan was put in place to get rid of all the Jews, Esther asked the king to stop it. The king did and everyone was saved!  
*Show teaching illustration: Esther's Request (Image 06).*

**Say:** Today, we will learn a true story from the Bible about the forever King that was promised.

**Say:** Let's take a look at this month's Big Question. Can you help me do a drumroll? Ready?  
1, 2, 3 drumroll!

## ? BIG QUESTION

*Show the Big Question Teaching Image.*

**Say:** Is God faithful in keeping His promises? We will find out more about this question in today's Bible story!



## PLAY FIND IT IN THE *Bible Song*

*Play the "Find It in the Bible" song.*

*Hold up a Bible.*

**Say:** Who can tell me the name of this book? *Allow kids to respond.*

**Say:** Yes! This book is called the Bible. The Bible is the most important book of all. The Bible is full of true stories about how God takes care of His people and loves them. Today we will hear a story from the Old Testament in the book of Micah. The Old Testament is filled with lots of stories about the very beginning, God's creation and God's people.

## SUPPLIES:

Bible, teaching slides, teaching pictures (printed/shown from teaching slides), video player, music player

## PREP:

None

## LEADER TIP:

Encourage the kids to participate in the Bible story by following the hand motions or repeating the phrases that are written throughout the Bible story.

## FOREVER KING

### MICAH 5:1-5

**Say:** In today's Bible story there is bad news that is shared and then really good news! What news do you want to hear first? *Allow kids to respond.*

**Say:** Let's hear the bad news so that we can celebrate at the end what the good news is! There was a **prophet** named Micah. Micah had to deliver some bad news to God's people. Turn to your neighbor and say, "bad news."

**Say:** Micah told the people they were not following God's ways. They were disobeying God and not treating people right. Everyone show me a thumbs down. *Demonstrate a thumbs down.*

*Show teaching illustration: Micah (Image 07).*

**Say:** Micah wanted them to change and follow God's ways again. God's ways directed people on how to live and treat one another right. Everyone point up to the sky!

**Say:** Now for the good news. Turn to your neighbor and say, "good news!" Micah also had some very good news to share! Everyone show me a thumbs up! *Demonstrate a thumbs up.* Micah promised the Israelites that a King would come who would rule forever. This was the promised **Messiah**! Any guesses on who you think the **Messiah** is? *Allow kids to respond.* That's right, the promised **Messiah** is Jesus! Jesus would be the forever King.

**Say:** This was a very big promise for God to make to His people. This promise meant the Ruler would always be there! This Ruler would be different than the other people who had ruled because this wasn't just another regular king. This promised King was Jesus...God's Son!

**Say:** Micah told the Israelites that this forever King would take care of God's people. He would help them and comfort them. How exciting! Let's say the good news together. "Jesus is our forever King!" Ready? 1...2...3! Jesus is our forever King! Let's say it one more time! Jesus is our forever King!

*Show teaching illustration: Forever King (Image 08).*



## POINT TO JESUS:

**Say:** Jesus is the forever King. Jesus has always existed and always will. Everyone needs Jesus, as it's only through Him that we can be saved from our sins. Jesus can be the King of our lives and we will live forever with Him.

**Say:** Let's close in prayer as we wrap up our Bible story time together. Reach your hands up really high.

*Reach hands up high.*

**Say:** Now clap them together like this.

*Clap hands together.*

**Say:** Let's pray.

**Pray:** Dear God, thank You for sending Jesus to be the forever King. Help us to remember that You always keep Your promises. Amen.



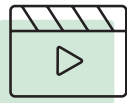
## BIG QUESTION

**Say:** Now it's time to answer our Big Question. Can you all help me do a drumroll?  
Ready? 1, 2, 3 drumroll!

*Show the Big Question Teaching Image.*

**Say:** Is God faithful in keeping His promises? Yes, God is!

**Say:** That's right! The Bible teaches us that no matter how big of a promise, God always keeps His Word. God is always faithful.



### VERSE VIDEO

*Play Memory Verse  
Motion Video after the  
verse is read.*

#### MEMORY VERSE MOTIONS:

*Help kids recite and retain the memory verse by teaching it with motions. Before you teach the verse, be sure to explain what it means.*

- A Child is born, (pretend to rock a baby back and forth)
- to us (point to yourself)
- a Son is given. (extend arms out)
- Isaiah 9:6 (open hands like opening a book)



### MONTHLY Memory Verse

*A Child is born, to us  
a Son is given.*

**(ISAIAH 9:6)**





## REVIEW:

**Say:** It's been so great being with you today, friends! Before we end our teaching time, let's review what we have learned. Let's all point up really high and say, "Jesus is King."

*Have the kids point up and say, "Jesus is King."*

**Say:** Now let's reach our hands out to the side and say, "Jesus can be our King."

*Have the kids reach out and say, "Jesus can be our King."*

**Say:** Now let's point to ourselves and say, "Jesus can be my King."

*Have the kids point to themselves and say, "Jesus can be my King."*



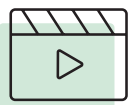
Jesus is King.



Jesus can be our King.



Jesus can be my King.



\* Consider showing the Bible Review Video as kids eat snack, are waiting for pick-up, or another time that fits your church's schedule.



# JESUS IS KING

## SUPPLIES:

Printable page, coloring supplies, stickers (3 per kid), scissors (prep)

## PREP:

Print the printable page and cut out (1 bookmark per kid).

## ADAPTATION FOR DIFFERENT LEARNERS:

For struggling writers, provide support by giving additional cueing, encouragement and, if needed, hand-over-hand assistance.

## INSTRUCTIONS:

1. **Say:** Today we learned God promised to send Jesus, the forever King. Jesus would be a different King because He is God's Son. Jesus would rule forever!
2. Give each kid a bookmark, coloring supplies and stickers to decorate it.
3. Encourage the kids to decorate their bookmarks by adding symbols on the backside such as a cross, hearts and crowns that remind them of Jesus being the forever King.
4. Write the kid's name on their craft and set aside for parent pick up

## DISCUSSION QUESTIONS:

- What was the bad news about what the Israelites were doing?
- What was the good news Micah shared?
- How long will Jesus be King?
- Did God keep His promise to the Israelites?

## PRAY TOGETHER:

Dear God, thank You for keeping Your promise and sending Jesus to be our forever King. Help us to remember every day that You love us. Amen.



## MARY AND JOSEPH

**BIBLE PASSAGE** LUKE 1:26–38, MATTHEW 1:18–25

**Summary:** The angel Gabriel appeared to Mary, a young woman engaged to Joseph. He told her she would conceive a son, Jesus. Jesus is the Son of God and will reign forever. When Joseph learned of Mary's pregnancy, he considered breaking off the engagement, but an angel appeared to him in a dream, confirming the child was from God and that Jesus would save the people from their sins. Jesus was the promised Messiah.

**Today's Brite Idea is: Jesus is the Messiah.**



### MONTHLY *Memory Verse*

*A Child is born, to us  
a Son is given.*

**(ISAIAH 9:6)**



### BIG QUESTION

Is God faithful in keeping His promises? Yes, God is!



## LEADER TRAINING: PREPARATION AND SUCCESS

Preschoolers are naturally curious and full of joyful energy, but their level of engagement in a lesson is directly tied to our level of preparation. Kids respond with focused interest and excitement when we come in prepared—knowing the Bible story, having materials ready, and anticipating transitions. They feel our confidence, and it creates a structured, engaging environment where they can learn and thrive. On the other hand, distractions threaten to take over when we're unprepared. Searching for supplies, fumbling through the lesson or figuring things out on the spot makes it hard to keep their attention. Preschoolers sense when we're not ready, and it becomes difficult to keep them engaged. Preparation is an act of love and stewardship. Let's be intentional in our preparation so that every moment with our preschoolers is one of meaningful, impactful engagement!

## NAVIGATING A BROKEN WORLD: NEGATIVE NEWS MEDIA

Our culture thrives on 24/7 news coverage. In a recent study, two-thirds of kids said that "consuming news makes them feel smart and knowledgeable."\* Even if the kids in your group aren't watching the news, the adults in their world likely are. Unfortunately, today's culture emphasizes negative news reports. All of this negativity can paint a very hopeless picture for kids. There may be kids in your group who are worried about what is happening in the world or even feel hopeless. Kids will learn about Mary and Joseph receiving some very unexpected news. However, this news would bring hope into our dark world. When kids express worry or concern about events in the world, encourage them to focus on the good news that Jesus brings us and that one day He will make all things new.

\*For more resources on this topic, check out: <https://pin.it/3tdNpHYHQ>

### PRESCHOOL GLOSSARY:

**Favored:** to be chosen for something important

**Messiah:** the promised Savior

**Savior:** the only One who can save us from our sins



# ANGEL SAYS

## SUPPLIES:

None

## PREP:

None



## ACTIVITY INTRO:

Welcome, everyone! My name is \_\_\_\_\_. Can you each tell us your name? *Welcome each kid by name and welcome any new kids to the group.*

## INSTRUCTIONS:

1. *Gather the kids to stand up and all face toward you.*
2. **Say:** Today we will learn about exciting news, an angel will say to Mary and Joseph. Let's play a fun game called Angel Says!
3. **Say:** In this game, I'll give you instructions like "Angel says clap your hands" or "Angel says jump like a frog." When I say "angel says," follow the instructions. But if I don't say "angel says" and you still do it, you will have to sit down.
4. *Demonstrate a couple of practice commands to ensure everyone understands.*
5. **Say:** Angel says touch your nose! Encourage the kids to do the motion.
6. **Say:** Jump up and down! If anyone jumps, remind them to listen for "angel says" first.
7. Statements:
  - Angel says put your hands together like you are praying.
  - Angel says march in place.
  - Spin in a circle. (This is a trick!)
  - Angel says tell someone they look great today.
  - Jump up and down.
  - Clap your hands.
8. *If kids make a mistake, gently remind them they're "out" for this round and encourage them to cheer for their friends or join back in the next round.*
9. *Play a few rounds, adjusting the difficulty level based on the group's energy and understanding.*



## ACTIVITY WRAP-UP:

You all did such a great job listening and following directions! Today we will learn about something really important an angel said to Mary and Joseph.



# JOSEPH, JOSEPH, MARY

## SUPPLIES:

None

## PREP:

None

### LEADER TIP:

If you have a larger group of kids, consider making multiple circles to help more kids get a chance to play the game.

### ADAPTATION FOR DIFFERENT LEARNERS:

For kids with mobility needs, allow extra space and time for specialized equipment or buddy them up with a familiar friend to assist.

### ACTIVITY INTRO:

Welcome, everyone! My name is \_\_\_\_\_. Can you each tell us your name?

*Welcome each kid by name and welcome any new kids to the group.*

### INSTRUCTIONS:

1. *Lead kids to sit in a circle.*
2. **Say:** Let's play Joseph, Joseph, Mary! It's just like Duck, Duck, Goose but with different words.
3. **Say:** One person will be the "tagger" and walk around the circle tapping the top of everyone's head.
4. *Demonstrate walking around and tapping heads while saying "Joseph" and "Mary."*
5. **Say:** When someone is called "Mary," they stand up and chase the tagger around the circle. If you are the tagger try to run and sit in the "Mary" spot before getting tagged. If you get tagged then you sit in the middle of the circle until the next person is tagged.
6. **Say:** Let's remember to be kind and gentle while playing. No pushing, and make sure we're cheering for our friends!
7. *Choose one kid to start as the tagger and let the game begin.*
8. *Play for several rounds or until everyone has had a turn.*



### ACTIVITY WRAP-UP:

That was so much fun! Just like some of you were picked to run around the circle, today we will learn about how Mary and Joseph were picked for something amazing.

## INTRO:

*Play Countdown Video and guide kids to sit together for large group teaching time.*

## WELCOME:

**Say:** Welcome everyone! I am so happy to see you all here with me today! Turn to the kid sitting next to you and say, "I am so glad you are here!" Now turn to the other kid sitting next to you and say it again! "I am so glad you are here!"

## RECAP FROM *Last Week*

**Say:** Last week we learned about the prophet Micah who gave some good and bad news. The bad news was the Israelites were disobeying God. The good news was that God promised to send the Savior, Jesus who would be the forever King.

*Show teaching illustration: Micah (Image 06).*

**Say:** Today, we will learn a true story from the Bible about Mary and Joseph. They are about to be told by an angel some very important news!

**Say:** Let's take a look at this month's Big Question. Can you help me do a drumroll? Ready? 1, 2, 3 drumroll!



## BIG QUESTION

*Show the Big Question Teaching Image.*

**Say:** Is God faithful in keeping His promises? We will learn more about God's faithfulness in today's Bible story.



## PLAY FIND IT IN THE *Bible Song*

*Play the "Find It in the Bible" song.*

*Hold up a Bible.*

**Say:** Who can tell me the name of this book?

*Allow kids to respond.*

**Say:** Yes! This book is called the Bible. The Bible is the most important book of all. The Bible is full of true stories about how God takes care of His people and loves them. Today we will hear a story from the New Testament in the books of Luke and Matthew. The New Testament is filled with lots of stories about Jesus' birth, life and what will happen next.

## SUPPLIES:

Bible, teaching slides, teaching pictures (printed/shown from teaching slides), video player, music player

## PREP:

None

## LEADER TIP:

Remind kids that everything in the Bible is true. Kids may think an angel speaking to Mary and Joseph may sound unbelievable, but it happened!



## MARY AND JOSEPH

**LUKE 1:26–38, MATTHEW 1:18–25**

**Say:** One day, a young woman named Mary was engaged to a man named Joseph. Within a blink of an eye, her life was about to change forever! Everyone blink your eyes! *Demonstrate blinking your eyes.* Wow, blinking is something that happens really fast! Mary's life was going to change in a big way with just one visit!

**Say:** The visitor who came to see Mary was not just anyone. It was an angel named Gabriel! Gabriel said, "Greetings, **favor**ed one!" "The Lord is with you!" What could this all mean? Let's find out more!

*Show teaching illustration: Mary (Image 07).*

**Say:** Mary was very surprised! On the count of three, let's jump up in surprise. Ready? 1, 2, 3... JUMP! Now why would an angel come see her? She was just a normal person. But what she was about to find out was she had been chosen for something big!

**Say:** Gabriel said, "Don't be afraid. You have found **favor** with God." You will have a Son and are to name Him Jesus. He is God's Son and will rule forever. Everyone say "wow" with me! "Wow!" Mary was going to have God's Son.

**Say:** When Joseph heard the news, he did not understand what God was doing yet. An angel appeared to Joseph in a dream. The angel told Joseph the baby was from God and to still take Mary to be his wife. The angel told him the baby would be a Son and they are to name Him Jesus because He will save the people from their sins. Jesus would be the **Savior** of the world! The promised **Messiah**! Joseph followed what God told him to do through the angel.

*Show teaching illustration: Joseph and the Angel (Image 08).*





## POINT TO JESUS:

**Say:** Mary and Joseph learned they were to have a Son and name Him Jesus. Jesus would save everyone from their sins. He was the Savior that God promised He would send.

**Say:** Let's close in prayer as we wrap up our Bible story time together. Reach your hands up really high.

*Reach hands up high.*

**Say:** Now clap them together like this.

*Clap hands together.*

**Say:** Let's pray.

**Pray:** Dear God, thank You for sending Jesus to be the Savior of the world. Help us to share this good news.



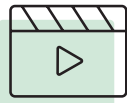
## BIG QUESTION

**Say:** Now it's time to answer our Big Question. Can you all help me do a drumroll?  
Ready? 1, 2, 3 drumroll!

*Show the Big Question Teaching Image.*

**Say:** Is God faithful in keeping His promises? Yes, God is!

**Say:** That's right! The Bible teaches us that God kept all of His promises. God always keeps His Word and does what He says He will do.



### VERSE VIDEO

*Play Memory Verse  
Motion Video after the  
verse is read.*

#### MEMORY VERSE MOTIONS:

*Help kids recite and retain the memory verse by teaching it with motions. Before you teach the verse, be sure to explain what it means.*

- A Child is born, (pretend to rock a baby back and forth)
- to us (point to yourself)
- a Son is given. (extend arms out)
- Isaiah 9:6 (open hands like opening a book)



### MONTHLY Memory Verse

*A Child is born, to us  
a Son is given.*

**(ISAIAH 9:6)**



## REVIEW:

**Say:** It's been so great being with you today, friends! Before we end our teaching time, let's review what we have learned. Let's all point up really high and say, "Jesus is our Savior."

*Have the kids point up and say, "Jesus is our Savior."*

**Say:** Now let's reach our hands out to the side and say, "Jesus came to save us."

*Have the kids reach out and say, "Jesus came to save us."*

**Say:** Now let's point to ourselves and say, "Jesus came to save me."

*Have the kids point to themselves and say, "Jesus came to save me."*



Jesus is our Savior.



Jesus came to save us.



Jesus came to save me.



\* Consider showing the Bible Review Video as kids eat snack, are waiting for pick-up, or another time that fits your church's schedule.



# THE ANGELS' MESSAGE MATCH-UP

## SUPPLIES:

Take-Home page, printable pages, scissors (prep)

## PREP:

Print two copies of the printable pages and cut out.



## LEADER TIP:

If you have a large group, divide the group into groups of 4–5 kids. Give each group a set of the printable pages. If a kid is struggling, pair kids up into teams for this activity.



## INSTRUCTIONS:

1. *Mix up the pre-cut printable pages and put them face down in rows.*
2. **Say:** We will work together to find all of the matches to this game. When it's your turn, flip over two cards. If the cards match, keep them and take another turn. If they don't match, replace the cards where you found them. Then it will be the next kid's turn.
3. **Say:** We will play until all the cards have been matched. The kid or team with the most matches wins!
4. *Choose a kid to go first. Encourage teamwork as kids try to figure out all the matches and remember what each card is that was flipped over.*

## DISCUSSION QUESTIONS:

- Why was Mary afraid?
- What did the angel tell Mary to name the Baby?
- Who would the baby be?
- Was God faithful in keeping His promise to send Jesus?



## PRAY TOGETHER:

Dear God, thank You for loving us. Thank You for sending Your Son to save us from our sins. Help us to remember that You sent Jesus to be our Messiah. Amen.

## ACTIVITY WRAP-UP:

Give each kid a Take-Home page. With remaining time, kids can play in centers or color the Take-Home page.



# JESUS IS THE MESSIAH BANNER

## SUPPLIES:

coloring supplies, butcher paper, stickers, scissors (prep), painter's tape

## PREP:

Cut a piece of butcher paper and lay it out. Write "Jesus is the Messiah" in the middle of the butcher paper.

## LEADER TIP:

For larger groups of kids, divide the kids into groups of 4–5 kids and give each group a pre-cut butcher paper and supplies to make a banner.

## ADAPTATION FOR DIFFERENT LEARNERS:

For struggling learners, allow for idea sharing with a buddy of what to draw in order to make the best connections to the message.

## INSTRUCTIONS:

1. Lay out the butcher paper, coloring supplies, and stickers.
2. **Say:** Our banner says that Jesus is the Messiah. Let's decorate this banner together as we remember this truth about who Jesus is.
3. Encourage kids to draw pictures, color and decorate the banner with the coloring supplies. Then use the stickers to add more decorations.
4. Once kids are done, use the painter's tape to hang the banner up in your space.
5. **Say:** We can remember that Jesus is the Messiah and share this news with others.

## DISCUSSION QUESTIONS:

- Why was Mary afraid?
- What did the angel tell Mary to name the Baby?
- Who would the baby be?
- Was God faithful in keeping His promise to send Jesus?

## PRAY TOGETHER:

Dear God, thank You for loving us. Thank You for sending Your Son to save us from our sins. Help us to remember that You sent Jesus to be our Messiah. Amen.



## JESUS IS BORN

**BIBLE PASSAGE** LUKE 2:1-21

**Summary:** The promised Savior is here! Mary and Joseph traveled to Bethlehem, and Mary gave birth to a baby boy. A large group of angels appeared to shepherds and announced that Jesus had been born. They said that this was good news of great joy. Jesus was the Savior. After the angels went away, the shepherds rushed to see the baby. They praised God for all He had done and shared what they had seen and heard. Mary treasured all of these things in her heart.

**Today's Brite Idea is: The promised Savior was born.**



### MONTHLY *Memory Verse*

*A Child is born, to us  
a Son is given.*

**(ISAIAH 9:6)**



### **BIG QUESTION**

Is God faithful in keeping His promises? Yes, God is!



## LEADER TRAINING: THE IMPORTANCE OF “KID CULTURE”

Just like missionaries learn the language and culture of the people they serve, preschool leaders need to engage with “kid culture” to effectively connect with little hearts. Take time to notice what preschoolers love—the books they read, the shows they watch, the characters on their backpacks—so that you can intentionally build trust that opens doors for Gospel conversations. How can you use what kids care about to point them to the One who cares about them? A superhero’s strength can remind them of God’s power, a favorite animal can lead to a conversation about God’s creation and a beloved story can tie into a Gospel-centered truth. By engaging with a kid’s favorite character or story, we show them we care about what excites them... and in turn, we care about them, and serve a God who cares about them so deeply that He sent His Son to give His life for them.

## NAVIGATING A BROKEN WORLD: WHAT IS CHRISTMAS ABOUT?

In the classic movie *A Charlie Brown Christmas*, Charlie Brown becomes very discouraged. His friends are focused on gifts, lights and the Christmas play, and it all feels very commercial to Charlie Brown. He exclaims, “Isn’t there anyone who knows what Christmas is all about?” His best friend Linus steps in, quoting Luke 2, sharing about the birth of Jesus. Our culture loves the superficial parts of Christmas but doesn’t celebrate the true reason for the holiday. Preschoolers are likely to focus on the many other parts of the Christmas season and not just that it’s about Jesus. Preschoolers are at the age of believing in Santa. Honor families’ traditions (this is not the time or place to have that conversation!), but steer kids back to how Christmas is all about Jesus. During this lesson, you can help kids learn that the very best thing to happen to us is the whole reason we celebrate Christmas. Encourage them to celebrate with you!

### PRESCHOOL GLOSSARY:

**Bethlehem:** the city where Jesus was born

**Emperor:** a ruler

**Manger:** trough that the animals ate out of



## STEP BY STEP

### SUPPLIES:

2 dice

### PREP:

None

### ADAPTATION FOR DIFFERENT LEARNERS:

For kids with mobility needs, allow extra space and time for specialized equipment or buddy them up with a familiar friend to assist.

### ACTIVITY INTRO:

The Bible teaches us true stories about God. Today we learned Mary and Joseph traveled to Bethlehem to be counted. Jesus was born there and is the promised Savior.

### INSTRUCTIONS:

1. *Divide the kids into two teams. Select a leader for each group and have them stand away from their team. Give each leader a die.*
2. **Say:** Mary and Joseph had to travel to be counted; we will play a game to see who can make it to their team leader first.
3. **Say:** Your team leader will roll the die. The number it lands on will tell us how many steps your team is able to take. The team that reaches their leader first, wins!
4. **Say:** When you reach your leader, everyone shout, "Jesus is the promised Savior!"
5. *Lead the kids in playing the game. Select a different leader and play several rounds as time allows.*

### ACTIVITY WRAP-UP:

Mary and Joseph journeyed to Bethlehem where baby Jesus was born. This birth fulfilled the promise God said of a Savior coming. Many celebrated that the Savior was here!





# HAVING A BALL

## SUPPLIES:

2 buckets, 3 balls, painter's tape

## PREP:

Tape a starting line with the painter's tape. Place one bucket in front of the other a few steps away from the starting line.

## LEADER TIP:

After each round, challenge kids by placing the buckets farther away from them.

## ACTIVITY INTRO:

Welcome everyone! My name is \_\_\_\_\_. Can you each tell us your name?

*Welcome each kid by name and welcome any new kids to the group.*

## INSTRUCTIONS:

1. **Say:** Let's play a game! We will stand behind this line and try to throw our ball into the buckets. If you make it in, tell me your favorite thing Christmas decoration or activity.
2. *Demonstrate the activity to the kids.*
3. *Gather the kids to stand in a single file line behind the starting line.*
4. *Lead the kids to toss the balls into the buckets. Celebrate with them, whether they make it or not.*
5. *Repeat until every kid has had a few turns or time runs out.*



## ACTIVITY WRAP-UP:

Wow, you all did an amazing job with the ball toss! I loved seeing how well you played together and cheered each other on. Today we will learn another Bible story and learn about how people celebrated something big. Let's learn what happened together.

## INTRO:

*Play Countdown Video and guide kids to sit together for large group teaching time.*

## WELCOME:

**Say:** Welcome everyone! I am so happy to see you all here with me today! We have been learning so much about how God is faithful.

## RECAP FROM *Last Week*

**Say:** First, we learned about the prophet Micah who gave some good and bad news to the Israelites. He told them they had been disobeying God and to follow God and God's ways again. Then Micah shared about the promised Savior, the forever King who God would send, Jesus!  
*Show teaching illustration: Micah (Image 06).*

**Say:** Then we learned about Mary and Joseph finding out they would have a Son and were to name Him Jesus. The angel told them Jesus would be the Savior and be God's Son!  
*Show teaching illustration: Mary (Image 07).*

**Say:** Today, we will learn a true story from the Bible about when Jesus was born.

**Say:** Let's take a look at this month's Big Question. Can you help me do a drumroll? Ready?  
1, 2, 3 drumroll!



## BIG QUESTION



## PLAY FIND IT IN THE *Bible Song*

*Show the Big Question Teaching Image.*

**Say:** Is God faithful in keeping His promises? We will find out more about this question in today's Bible story!

*Play the "Find It in the Bible" song.*

*Hold up a Bible.*

**Say:** Who can tell me the name of this book? *Allow kids to respond.*

**Say:** Yes! This book is called the Bible. The Bible is the most important book of all. The Bible is full of true stories about how God takes care of His people and loves them. Today we will hear a story from the New Testament in the book of Luke. The New Testament is filled with lots of stories about Jesus' birth, life and what happens afterward.

## SUPPLIES:

Bible, teaching slides, teaching pictures (printed/shown from teaching slides), video player, music player, baby doll, blanket, basket

## PREP:

Lay out a baby doll, blanket, and basket where you will teach the Bible story.

## LEADER TIP:

Some kids may think they know this Bible story by heart. Encourage those who may already know this Bible story to help you teach it or listen for anything they may not have known happened in the Bible story.

## JESUS IS BORN

### LUKE 2:1-21

**Say:** Today's Bible story starts with a big journey. The **emperor** of Rome had sent out a message for everyone to travel back to their hometowns to be counted. Mary and Joseph had to travel back to **Bethlehem**. But Mary was really close to having baby Jesus! And it would take a few days to get there!

**Say:** There weren't any cars (beep beep!), trains (choo-choo!) or airplanes (swoosh!) to get there quickly. Instead, they would walk and Mary may have ridden on a donkey. The journey would last four to five days! Let's count together...1, 2, 3, 4, 5! Can you imagine walking for that long? *Allow kids to respond.*

**Say:** Finally, they made it! Everyone say, "They made it!" Mary and Joseph arrived in **Bethlehem**. Though the journey was over, Mary was about to have baby Jesus and there was no place for them to stay!

**Say:** They stayed where the animals were kept. Make your best animal noise. Ready, set, go! *Make animal noises along with the kids.* After Jesus was born, Mary gently wrapped Him in a cloth and laid Him in a **manger**. *Demonstrate wrapping the baby doll with a blanket and lay the babydoll down in a basket for kids to see.*

*Show teaching illustration: Mary, Joseph, and Baby Jesus (Image 08).*

**Say:** Nearby, shepherds were in a field watching over their sheep. *Make circles with your hands and hold them over your eyes like pretend binoculars.* What sound does a sheep make? Baaa! Then, all of a sudden an angel appeared to the shepherds. The angel said, "Don't be afraid! I bring you good news of great joy that will be for all the people. In this city, a Savior has been born. He is Christ the Lord. You will find Him wrapped in cloths and lying in a **manger**."

**Say:** Suddenly, the sky was filled with so many angels. They were praising God and saying, "Glory to God! Peace on Earth!" The shepherds could not just stay in the field after this. They rushed to find Mary, Joseph, and Baby Jesus. They found them, just as the angels had said.

*Show teaching illustration: Shepherds and Baby Jesus (Image 09).*



## POINT TO JESUS:

**Say:** Baby Jesus would grow up and make a way for us to be with God forever by dying on the cross and rising again. The birth of Jesus was great joy for God kept His promise and sent the Savior.

**Say:** Let's close in prayer as we wrap up our Bible story time together. Reach your hands up really high.

*Reach hands up high.*

**Say:** Now clap them together like this.

*Clap hands together.*

**Say:** Let's pray.

**Pray:** Dear God, thank You for sending Jesus just as You promised. Help us to trust in Him and share the good news with others. Amen.



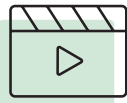
## BIG QUESTION

**Say:** Now it's time to answer our Big Question. Can you all help me do a drumroll?  
Ready? 1, 2, 3 drumroll!

*Show the Big Question Teaching Image.*

**Say:** Is God faithful in keeping His promises? Yes, God is!

**Say:** That's right! The Bible teaches us that God always keeps His promises.



### VERSE VIDEO

*Play Memory Verse  
Motion Video after the  
verse is read.*

#### MEMORY VERSE MOTIONS:

*Help kids recite and retain the memory verse by teaching it with motions. Before you teach the verse, be sure to explain what it means.*

- A Child is born, (pretend to rock a baby back and forth)
- to us (point to yourself)
- a Son is given. (extend arms out)
- Isaiah 9:6 (open hands like opening a book)



### MONTHLY Memory Verse

*A Child is born, to us  
a Son is given.*

**(ISAIAH 9:6)**

## REVIEW:

**Say:** It's been so great being with you today, friends! Before we end our teaching time, let's review what we have learned. Let's all point up really high and say, "God keeps His promises."

*Have the kids point up and say, "God keeps His promises."*

**Say:** Now let's reach our hands out to the side and say, "We can trust in God's promises"

*Have the kids reach out and say, "We can trust in God's promises."*

**Say:** Now let's point to ourselves and say, "I can trust in God's promises."

*Have the kids point to themselves and say, "I can trust in God's promises."*



God keeps His promises.



We can trust in God's promises.



I can trust in God's promises.



\* Consider showing the Bible Review Video as kids eat snack, are waiting for pick-up, or another time that fits your church's schedule.





# Stable scene



## What you need

Template printed on thick card

7 Lollipop (Popsicle) sticks

Colouring pencils

Glue

Scissor

Optional: Ribbon / stars

## What to do



Colour in the nativity scene



Cut around outside.  
(Optional)



Glue on lollipop sticks or  
colour with pencils.

Option 1 - Glue or tape ribbon to hang

Option 2 - Don't cut out the stable but leave on page. Colour the sky black and glue or paint in stars.



# GOD'S GIFTS

## SUPPLIES:

Take-Home page, coloring supplies, 4 small gift bags, wrapping paper, tape, heart, baby doll, smiley face toy, Bible

## PREP:

Print the Take-Home page (1 per kid). Place one item into each gift bag and wrap it.

## INSTRUCTIONS:

1. **Say:** We will talk about the best gift God gave us—Jesus! Together we will review some of the good gifts God gives us and praise God for them!
2. *Show the four wrapped gift boxes to the kids.*
3. **Ask:** Do you want to help me find out what's in the presents?
4. *Choose four kids to help unwrap the gift bags. Have them hold up what was inside the gift boxes.*
5. *Once the gift is opened, say the following about each object:*
  - **Heart:** This is a heart. God gives us love. He loved us so much that He sent His Only Son for us.
  - **Baby doll:** This is a special gift—baby Jesus. He came to show us how to love and forgive others. Jesus is God's greatest gift to us, and He came to save us.
  - **Smiley face:** God gives us joy! We can have joy in knowing Jesus is the promised Savior.
  - **Bible:** This is a Bible. The Bible is God's Word, and it teaches us how to live. It shows us the right way to follow Jesus.

## DISCUSSION QUESTIONS:

- Who is the promised Savior?
- What promise came true when Jesus was born?
- What did the angels tell the shepherds?
- Did the shepherds find Baby Jesus?

## PRAY TOGETHER:

Dear God, thank You for sending Jesus to be our Savior. Thank you for loving us and for always being faithful. Amen.

## ACTIVITY WRAP-UP:

Give each kid a Take-Home page. With remaining time, kids can play in centers or color the Take-Home page.



One Service Sunday



## ANNA AND SIMEON

**BIBLE PASSAGE** LUKE 2:22-38

**Summary:** Simeon was a devout follower of God. The Holy Spirit revealed to Simeon that he would not die until he saw the Savior. The Spirit led him to the temple at the time that Mary and Joseph brought Jesus. Simeon praised the Lord for allowing him to see Jesus. Simeon knew that Jesus was the Savior for all people, not just the Jewish people. During that same hour, a prophetess named Anna came. She praised God and told all the others looking for God's promised Savior that the Messiah had been born!

**Today's Brite Idea is: Jesus came for everyone.**



### MONTHLY *Memory Verse*

*A Child is born, to us  
a Son is given.*

**(ISAIAH 9:6)**




### **BIG QUESTION**

Is God faithful in keeping His promises? Yes, God is!



## LEADER TRAINING: TRANSITIONS ARE KEY



Imagine you're watching your favorite TV show, completely engaged in the story, when suddenly someone walks in, turns off the screen and says, "Time for something else!" You'd feel frustrated, confused and completely thrown off. That's exactly how kids feel when transitions aren't handled well! Kids thrive on predictability. Abrupt changes can leave them feeling dysregulated, making it harder for them to engage in what's next. Smooth transitions—like giving a visual timer warning, countdown, using a fun song or creating a simple routine—help kids move to what's next smoothly. Instead of feeling like something was suddenly taken away, they're guided into the next activity with security and excitement. Great transitions set the stage for better engagement. Thoughtful transitions aren't just helpful—they're vital for a peaceful and productive preschool environment!

## NAVIGATING A BROKEN WORLD: SHARING JESUS WITH OTHERS

A startling 47 percent of American millennials indicated they believe that it is wrong to share their faith with someone of a different faith in hopes that they will share your faith. \* Today's culture portrays the idea that it is hateful to disagree with what someone chooses to believe in. When a preschooler learns that someone else believes something different, this can be confusing to them. Help preschoolers know they can always share about Jesus while also being respectful if someone chooses to not believe in Jesus. The most loving thing we can do is share the truth of Jesus with others. God calls each of us to love others and share the Gospel with everyone.

### PRESCHOOL GLOSSARY:

**Prophet:** a messenger sent by God

**Sacrifice:** an offering or gift to God

**Temple:** a place to worship God

\*For more resources on this topic, check out: <https://pin.it/DP22itywB>



# I SPY

## SUPPLIES:

None

## PREP:

None



## ACTIVITY INTRO:

Welcome everyone! My name is \_\_\_\_\_. Can you each tell us your name?

*Welcome each kid by name and welcome any new kids to the group.*

## INSTRUCTIONS:

1. **Ask:** Have you ever played I Spy?
2. **Say:** Let's play together! I will pick something in our space, and you have to guess what it is. Don't worry; I will give you some clues. Before I give you a clue, I will say, "I spy with my little eye."
3. *Pick an item and give clues like the color, shape, or size.*
4. *Once the kids have guessed it, pick a kid to have a turn being I Spy.*
5. *Keep going until everyone has a turn.*
6. **Ask:** Was it easy or hard to wait for your turn?



## ACTIVITY WRAP-UP:

In today's Bible story, two people waited a long time for something God had promised. Let's find out what it is and if they finally got to see what they had been waiting for!

## INTRO:

Play Countdown Video and guide kids to sit together for large group teaching time.

## WELCOME:

**Say:** Welcome everyone! I am so happy to see you here today! This month we have been learning all about how God is faithful to keep His promises. Let's review what we have learned so far.

## RECAP FROM *Last Week*

**Say:** First, we learned about the prophet Micah who gave some good and bad news to the Israelites. He told them they had been disobeying God and to follow God and God's ways again. Then Micah shared about the promised Savior, the forever King whom God would send, Jesus!  
*Show teaching illustration: Micah (Image 06).*

**Say:** Then we learned about Mary and Joseph finding out they would have a Son and were to name Him Jesus. The angel told them Jesus would be the Savior and be God's Son!  
*Show teaching illustration: Mary (Image 07).*

**Say:** Last week we learned about when Jesus was born. He was wrapped in a cloth and placed in a manger. Nearby shepherds were told of the good news from angels. Immediately the shepherds went to see Baby Jesus.  
*Show teaching illustration: Shepherds and Baby Jesus (Image 08).*

**Say:** Today, we will learn a true story from the Bible about how Jesus came for everyone. We will learn about a man named Simeon meeting Jesus and a woman named Anna telling about the promised Savior.

**Say:** Let's take a look at this month's Big Question. Can you help me do a drumroll? Ready? 1, 2, 3 drumroll!



## BIG QUESTION



## PLAY FIND IT IN THE *Bible Song*

*Show the Big Question Teaching Image.*

**Saying:** Is God faithful in keeping His promises? We will learn more about this during our Bible story today!

*Play the "Find It in the Bible" song.*

Hold up a Bible.

## SUPPLIES:

Bible, teaching slides, teaching pictures (printed/shown from teaching slides), video player, music player

## PREP:

None

## LEADER TIP:

A lot of kids can resonate with waiting or having to be patient. Share how Simeon and Anna waited for the promised Messiah. This made meeting Jesus that much more exciting!

**Say:** Who can tell me the name of this book? *Allow kids to respond.*

**Say:** Yes! This book is called the Bible. The Bible is the most important book of all. The Bible is full of true stories about how God takes care of His people and loves them. Today we will hear a story from the New Testament in the book of Luke. The New Testament is filled with lots of stories about Jesus' birth, life and what happened afterward.

## ANNA AND SIMEON

**LUKE 2:22-38**

**Say:** Have you ever wanted something really bad? Maybe it was wanting a new toy or a treat or for someone you love to be okay. Today we will learn about a man named Simeon who wanted to see the promised Savior, Jesus, before he died.

**Say:** Simeon followed God and knew of God's promise to send Jesus. He had been waiting and waiting and waiting for the promise to come true. Simeon didn't give up. He didn't lose his faith. Instead, he trusted that God would keep this promise.

**Say:** One day, Mary and Joseph took Jesus to Jerusalem to present Him to God and offer a **sacrifice** to God. Simeon, who only wanted to see Jesus, also lived in Jerusalem! God led Simeon to the **temple** where Jesus was. Simeon was overjoyed! He took Jesus in his arms and praised God. Simeon was so thankful He was able to see Jesus! Simeon said, "Jesus is the Savior for the whole world!" Simeon knew that Jesus had come for everyone.

*Show teaching illustration: Simeon (Image 09).*

**Say:** Another person came to see Jesus; this person was named Anna. Anna was a **prophet**, a special messenger of God. Anna loved God very much and followed Him. She worshiped at the temple every day and night, never leaving. She, like Simeon, also really wanted to see God's promise come true and meet the promised Savior.

**Say:** When Anna met Jesus, she praised God. Anna quickly told others the good news: the promised Savior has been born! Turn to the kid sitting next to you and say, "The promised Savior was born!" Now can you say it in a whisper voice? "The promised Savior was born!" How about in a super loud voice? "The promised Savior was born!" What amazing news!

*Show teaching illustration: Anna (Image 10).*



## POINT TO JESUS:

**Say:** The birth of Jesus made God's promise come true. Jesus would grow up, die on the cross and then rise again, making a way to save everyone from their sins so they could be with God forever.

**Say:** Let's close in prayer as we wrap up our Bible story time together. Reach your hands up really high.

*Reach hands up high.*

**Say:** Now clap them together like this.

*Clap hands together.*

**Say:** Let's pray.

**Pray:** Dear God, thank You for loving us. Thank You for sending Jesus for us and for everyone. We love You. Amen.



## BIG QUESTION

**Say:** Now it's time to answer our Big Question. Can you all help me do a drumroll?  
Ready? 1, 2, 3 drumroll!

*Show the Big Question Teaching Image.*

**Say:** Is God faithful in keeping His promises? Yes, God is!

**Say:** That's right! The Bible teaches us that God provided for each promise He made. God always keeps His promises.



### VERSE VIDEO

*Play Memory Verse  
Motion Video after the  
verse is read.*

#### MEMORY VERSE MOTIONS:

*Help kids recite and retain the memory verse by teaching it with motions. Before you teach the verse, be sure to explain what it means.*

- A Child is born, (pretend to rock a baby back and forth)
- to us (point to yourself)
- a Son is given. (extend arms out)
- Isaiah 9:6 (open hands like opening a book)



### MONTHLY Memory Verse

*A Child is born, to us  
a Son is given.*

**(ISAIAH 9:6)**



## REVIEW:

**Say:** It's been so great being with you today, friends! Before we end our teaching time, let's review what we have learned. Let's all point up really high and say, "Jesus came for everyone."

*Have the kids point up and say, "Jesus came for everyone.."*

**Say:** Now let's reach our hands out to the side and say, "Jesus came for us."

*Have the kids reach out and say, "Jesus came for us."*

**Say:** Now let's point to ourselves and say, "Jesus came for me."

*Have the kids point to themselves and say, "Jesus came for me."*



Jesus came for everyone.



Jesus came for us.



Jesus came for me.



\* Consider showing the Bible Review Video as kids eat snack, are waiting for pick-up, or another time that fits your church's schedule.





# SHARE THE GOOD NEWS

## SUPPLIES:

Take-Home page, coloring supplies, toilet paper roll (1 per kid), stickers (5 per kid)

## PREP:

Print the Take-Home page (1 per kid).

## ADAPTATION FOR DIFFERENT LEARNERS:

For those struggling with fine motor skills, provide support by giving additional cueing, encouragement, and, if needed, hand-over-hand assistance.

## INSTRUCTIONS:

1. **Say:** Jesus came for everyone! This is good news. We can share this news with everyone we know!
2. Give each kid a toilet paper roll, coloring supplies and stickers.
3. Encourage them to decorate them by coloring and placing stickers.
4. Once they are done, gather the kids and together shout the good news using their new megaphone.
5. Review the phrase, "Jesus came for everyone!," having the kids repeat after you. Encourage them to use their new megaphones.
6. Say this phrase with them as loud as they can, softly, in a robot voice, in a silly voice, etc.
7. Write the kid's name on their craft and set aside for parent pick up.
8. **Ask:** Who can you tell about Jesus?

## DISCUSSION QUESTIONS:

- Who was the promised Messiah?
- What did Simeon and Anna wait for?
- Was God faithful in keeping His promise?
- What did Simeon and Anna do when they met Jesus?

## PRAY TOGETHER:

Dear God, thank You for sending Jesus to save us. Help us to remember that Jesus came for everyone and to share this good news with others. Amen.

## ACTIVITY WRAP-UP:

Give each kid a Take-Home page. With remaining time, kids can play in centers or color the Take-Home page.